



## AGENDA STAFF REPORT

DATE: June 10, 2013

TO: Honorable Mayor and City Council

THRU: Jill R. Ingram, City Manager

FROM: Sean P. Crumby P.E., Director of Public Works

SUBJECT: **APPROVE SUBMITTAL OF MEASURE M2 ELIGIBILITY PACKAGE AND ITS COMPONENTS**

---

### **SUMMARY OF REQUEST:**

It is requested that the City Council:

1. Adopt Resolution No. 6378 Concerning the Status of the Circulation Element for the City of Seal Beach;
2. Adopt the 7-year Measure M2 Capital Improvement Program (CIP) for fiscal years 2013/14 through 2019/20;
3. Submit Maintenance of Effort Reporting Form and Supporting Documentation for the City of Seal Beach to Orange County Transportation Authority (OCTA);
4. Submit Congestion Mitigation Program (CMP) Monitoring checklists for the City of Seal Beach to the OCTA;
5. Submit Measure M2 Eligibility Checklist to OCTA; and
6. Direct the City Engineer to file the adopted CIP and the Measure M2 eligibility documents with the OCTA in compliance with the requirements of OCTA.

### **BACKGROUND AND ANALYSIS:**

In November of 1990, the voters of Orange County approved Measure M, the Revised Traffic Improvement and Growth Management Ordinance. Measure M created a fund for transportation improvements to mitigate traffic impacts generated by existing and proposed development. Measure M authorizes the imposition of an additional half-cent retail transaction and use tax for a period of twenty (20) years. In November of 2006, Measure M was renewed by the voters of Orange County for an additional twenty (20) years and is now referred to as Measure M2.

Funds identified as Measure M2 "turnback" funds are used on local and regional transportation improvement and maintenance projects. Other Measure M2 funds, for transportation related projects, are made available through several

competitive programs included in the Combined Transportation Funding Program (CTFP).

To be eligible to receive Measure M2 “turnback” and CTFP funds, the Local Transportation Authority (LTA) must find that the City has satisfied specific requirements which change every year (adopted by the City Council on or before June 30<sup>th</sup>). The Board of Supervisors of Orange County has designated Orange County Transportation Authority (OCTA) as the Local Transportation Authority. The City of Seal Beach has fulfilled the following initial requirements:

1. Demonstrated compliance with the County’s Congestion Management Program.
2. Maintained a mitigation impact fee schedule.
3. Adopted a seven-year Capital Improvement Program that includes all transportation projects funded partially or wholly by Measure M dollars.
4. Adopted and adequately funded a Local Pavement Management Plan (PMP).
5. Adopted a Traffic Demand Management Ordinance.
6. Satisfied Maintenance of Effort (MOE) Requirements.
7. Agreed to expend all Measure M and M2 revenues within three (3) years of receipt.

All of these items must be maintained to retain eligibility. Not all of the requirements are needed every year. Some items must be renewed or resubmitted annually and some biannually. The Eligibility package is due to OCTA by June 30, 2013. This year’s package will include:

1. Measure M2 seven-year Capital Improvement Program
2. Maintenance of Effort (MOE) Reporting Form
3. Congestion Management Program compliance Checklists
4. General Plan Compliance Documentation
5. Measure M2 Eligibility Checklist

A summary explanation of each listed item is included below:

#### **1. MEASURE M2, SEVEN-YEAR CAPITAL IMPROVEMENT PROGRAM**

The City Council adopts a comprehensive seven-year CIP each year. Staff has prepared an updated seven-year CIP specifically for the transportation facility improvement projects in a form consistent with the latest requirements of OCTA. The updated seven-year CIP is attached.

#### **2. MAINTENANCE OF EFFORT REPORTING FORM**

One of the requirements that went into effect when the voters approved Measure M, and reapproved Measure M2 was that the transportation revenue stream supplement and not replace the general fund investment that local agencies spend on roadway maintenance. In fact the Measure M program compiled the average



annual maintenance investment that each city made between FY 1985/86 through FY1989/90 and requires that local agencies continue to invest into the infrastructure with a minimum of that funding level. The Maintenance of Effort form indicates that this is being done for each local jurisdiction. The average annual MOE General Fund expenditure required for the City of Seal Beach, as determined for the Measure M Program, is \$505,000. The adopted FY2013/14 budget contains a General Fund expenditure for public works/transportation related costs, which exceeds the baseline MOE requirements.

### **3. CONGESTION MANAGEMENT PROGRAM**

The Congestion Management Program (CMP) is a plan to relieve congestion and air pollution. The CMP supports regional mobility and air quality objectives by reducing traffic congestion, provide a mechanism for coordinating land use and development decisions that support the regional economy. This checklist is updated every two years as required by OCTA.

### **4. GENERAL PLAN COMPLIANCE DOCUMENTATION**

A participating city must consider, as part of its General Plan, land use planning strategies that accommodate transit and non-motorized transportation. The City of Seal Beach has met these requirements within the currently adopted General Plan. A letter will be submitted to OCTA identifying these strategies.

### **5. MEASURE M2 ELIGIBILITY CHECKLIST**

To assist agencies in complying with Measure M2, OCTA has developed checklists to clarify requirements. The checklist has been filled out and it will be transmitted with all other documents as required by OCTA. It is recommended that these checklists be received and filed for transmitting with other required Measure M2 documents.

Based on staff's analysis, this comprehensive package of required documents will maintain the City's compliance with the requirements of Measure M2 for fiscal year 2013/2014. Upon approval, the attached documents will be submitted to OCTA.

Adoption and submission of the CIP developed by the Public Works Department will permit the City of Seal Beach to continue to receive the City's portion of the Measure M2 revenue funds.

### **ENVIRONMENTAL IMPACT:**

The submittal of the Measure M2 Eligibility Package is not a project within the California Environmental Quality Act.

## **LEGAL ANALYSIS:**

The City Attorney has review and approved as to form.

## **FINANCIAL IMPACT:**

The City of Seal Beach receives funding from the Measure M2 program through OCTA. A requirement to receive this funding is submittal of the enclosed eligibility package. The City of Seal Beach annually receives approximately \$350,000 and this year has \$370,623 budgeted in revenue. The City also applies for a host of competitive grants and on average receives \$500,000 in grant funds. This year projects such as the Seal Beach Traffic Management Center (TMC) Relocation (\$586,000), Westminster Avenue Bicycle Improvement (\$1M), and Filter Inserts Installation (\$10,000) were all funded competitive grant funding.


With adoption of the resolution ensures that the City will continue to be eligible to fund maintenance activities and compete for needed infrastructure funding.

## **RECOMMENDATION:**

It is recommended that the City Council adopt Resolution No. 6380:

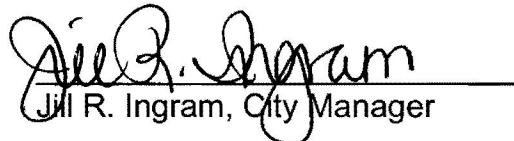
1. Adopt Resolution No. 6378 Concerning the Status of the Circulation Element for the City of Seal Beach;
2. Adopt the 7-year Measure M2 Capital Improvement Program (CIP) for fiscal years 2013/14 through 2019/20;
3. Submit Maintenance of Effort Reporting Form and Supporting Documentation for the City of Seal Beach to Orange County Transportation Authority (OCTA);
4. Submit Congestion Mitigation Program (CMP) Monitoring checklists for the City of Seal Beach to the OCTA;
5. Submit Measure M2 Eligibility Checklist to OCTA; and
6. Direct the City Engineer to file the adopted CIP and the Measure M2 eligibility documents with the OCTA in compliance with the requirements of OCTA.

SUBMITTED BY:



Sean P. Crumby, P.E.  
Director of Public Works

NOTED AND APPROVED:



Jill R. Ingram, City Manager

Prepared by: Cesar Rangel, Assistant Engineer

Attachments:

- A. Resolution No. 6378
- B. Measure M2 7-year Capital Improvement Program
- C. MOE and Supporting Documentation
- D. Congestion Management Program Checklist
- E. Measure M2 Eligibility Checklist
- F. OCTA Letter and Supporting Documents
- G. Land Use Element and Fee Schedule

# ATTACHMENT "A"

Resolution No. 6378

**RESOLUTION NUMBER 6378**

**A RESOLUTION OF THE SEAL BEACH CITY COUNCIL  
CONCERNING THE STATUS OF THE CIRCULATION ELEMENT  
FOR THE CITY OF SEAL BEACH**

WHEREAS, the City of Seal Beach desired to maintain and improve the streets within its jurisdiction, including those arterials contained in the Master Plan of Arterial Highways (MPAH); and

WHEREAS, the City of Seal Beach has endorsed a definition of and a process for determining consistency of the City's Traffic Circulation Plan with the MPAH; and

WHEREAS, the City has adopted a General Plan Circulation Element which does not preclude implementation of the MPAH with its jurisdiction; and

WHEREAS, the City is required to adopt a resolution every year informing the Orange County Transportation Authority (OCTA) that the City's Circulation Element is in conformance with the MPAH and whether any changes to any arterial highways of said Circulation Element have been adopted by the City during Fiscal Years 2012-13 and 2013-14; and

WHEREAS, the City is required to send every year to the OCTA all recommended changes to the City Circulation Element and the MPAH for the purposes of requalifying for participation in the Combined Transportation Funding Programs.

NOW, THEREFORE, THE SEAL BEACH CITY COUNCIL DOES HEREBY RESOLVE:

- Section 1. The arterial highway portion of the City Circulation Element of the City is in conformance with the Master Plan of Arterial Highways.
- Section 2. The City attests that no unilateral reduction in through lanes has been made on any MPAH arterials during the Fiscal Years 2010-11 and 2012-13.
- Section 3. The City has adopted a uniform setback ordinance providing for the preservation of rights-of-way consistent with the MPAH arterial highway classification.
- Section 4. The City has adopted provisions for the limitation of access to arterial highways in order to protect the integrity of the system.

(Intentionally Left Blank)

Resolution Number 6378

PASSED, APPROVED and ADOPTED by the Seal Beach City Council at a regular meeting held on the 10th day of June, 2013 by the following vote:

AYES: Council Members \_\_\_\_\_

NOES: Council Members \_\_\_\_\_

ABSENT: Council Members \_\_\_\_\_

ABSTAIN: Council Members \_\_\_\_\_

\_\_\_\_\_  
Mayor

ATTEST:

\_\_\_\_\_  
City Clerk

STATE OF CALIFORNIA }  
COUNTY OF ORANGE } SS  
CITY OF SEAL BEACH }

I, Linda Devine, City Clerk of the City of Seal Beach, do hereby certify that the foregoing resolution is the original copy of Resolution Number 6378 on file in the office of the City Clerk, passed, approved, and adopted by the City Council at a regular meeting held on the 10th day of June, 2013.

\_\_\_\_\_  
City Clerk

## ATTACHMENT “B”

### Measure M2 7-year Capital Improvement Program



**Measure M and Renewed Measure M (M2)**

Seven Year Capital Improvement Program (Sorted by Project Name)  
Fiscal Years 2013/2014 through 2019/2020

Agency: Seal Beach  
Project Name: Annual Concrete Repair Program

Project Limits: City Wide

Type of Work: Pedestrian

Additional TOW: Reconstruction or rehabilitation of sidewalk

Project Description: Reconstruct sidewalks, driveways, ADA ramps, curb and gutter.

<u>FUND NAME</u>	<u>PERCENT</u>	<u>ESTIMATED COST</u>	<u>PROJECTED COST</u>
Gas Tax	100	\$350,000	\$ 381,965
		<b>\$350,000</b>	<b>\$381,965</b>

<u>Project Phase</u>	<u>13/14</u>	<u>14/15</u>	<u>15/16</u>	<u>16/17</u>	<u>17/18</u>	<u>18/19</u>	<u>19/20</u>	<u>Estimated Cost</u>	<u>Pr</u>
E	\$0	\$0	\$0	\$0	\$0	\$0	\$0	\$0	\$
R	\$0	\$0	\$0	\$0	\$0	\$0	\$0	\$0	\$
C/I	\$50,000	\$50,000	\$50,000	\$50,000	\$50,000	\$50,000	\$50,000	\$350,000	\$
O&M	\$0	\$0	\$0	\$0	\$0	\$0	\$0	\$0	\$
	<b>\$50,000</b>	<b>\$50,000</b>	<b>\$50,000</b>	<b>\$50,000</b>	<b>\$50,000</b>	<b>\$50,000</b>	<b>\$50,000</b>	<b>\$350,000</b>	<b>\$</b>

Agency: Seal Beach  
Project Name: Annual Local Street Resurfacing Program

Project Limits: Various Streets

Type of Work: Road Maintenance

Additional TOW: Rehabilitation of roadway

Project Description: Rehabilitation of various local roadways.

<u>FUND NAME</u>	<u>PERCENT</u>	<u>ESTIMATED COST</u>	<u>PROJECTED COST</u>
M2 Fairshare	100	\$1,925,000	\$ 2,100,808
		<b>\$1,925,000</b>	<b>\$2,100,808</b>

<u>Project Phase</u>	<u>13/14</u>	<u>14/15</u>	<u>15/16</u>	<u>16/17</u>	<u>17/18</u>	<u>18/19</u>	<u>19/20</u>	<u>Estimated Cost</u>	<u>Pr</u>
E	\$0	\$0	\$0	\$0	\$0	\$0	\$0	\$0	\$
R	\$0	\$0	\$0	\$0	\$0	\$0	\$0	\$0	\$
C/I	\$275,000	\$275,000	\$275,000	\$275,000	\$275,000	\$275,000	\$275,000	\$1,925,000	\$
O&M	\$0	\$0	\$0	\$0	\$0	\$0	\$0	\$0	\$
	<b>\$275,000</b>	<b>\$275,000</b>	<b>\$275,000</b>	<b>\$275,000</b>	<b>\$275,000</b>	<b>\$275,000</b>	<b>\$275,000</b>	<b>\$1,925,000</b>	<b>\$</b>

**Measure M and Renewed Measure M (M2)**

Seven Year Capital Improvement Program (Sorted by Project Name)  
Fiscal Years 2013/2014 through 2019/2020

Agency: Seal Beach  
Project Name: Annual Signage Replacement Program

Project Limits: City wide

Type of Work: Other

Additional TOW: Other

Project Description: This project will replace damaged or missing signs.

<u>FUND NAME</u>	<u>PERCENT</u>	<u>ESTIMATED COST</u>	<u>PROJECTED COST</u>
Gas Tax	100.00	\$70,000	\$ 76,393
		<b>\$70,000</b>	<b>\$76,393</b>

<u>Project Phase</u>	<u>13/14</u>	<u>14/15</u>	<u>15/16</u>	<u>16/17</u>	<u>17/18</u>	<u>18/19</u>	<u>19/20</u>	<u>Estimated Cost</u>	<u>Pr</u>
E	\$0	\$0	\$0	\$0	\$0	\$0	\$0	\$0	\$0
R	\$0	\$0	\$0	\$0	\$0	\$0	\$0	\$0	\$0
C/I	\$10,000	\$10,000	\$10,000	\$10,000	\$10,000	\$10,000	\$10,000	\$70,000	\$70,000
O&M	\$0	\$0	\$0	\$0	\$0	\$0	\$0	\$0	\$0
	<b>\$10,000</b>	<b>\$10,000</b>	<b>\$10,000</b>	<b>\$10,000</b>	<b>\$10,000</b>	<b>\$10,000</b>	<b>\$10,000</b>	<b>\$70,000</b>	<b>\$70,000</b>

Agency: Seal Beach  
Project Name: Annual Slurry Seal Project

Project Limits: City Wide

Type of Work: Road Maintenance

Additional TOW: Slurry seal of roadway

Project Description: Slurry Seal Local Streets City Wide

<u>FUND NAME</u>	<u>PERCENT</u>	<u>ESTIMATED COST</u>	<u>PROJECTED COST</u>
Gas Tax	100	\$700,000	\$ 763,930
		<b>\$700,000</b>	<b>\$763,930</b>

<u>Project Phase</u>	<u>13/14</u>	<u>14/15</u>	<u>15/16</u>	<u>16/17</u>	<u>17/18</u>	<u>18/19</u>	<u>19/20</u>	<u>Estimated Cost</u>	<u>Pr</u>
E	\$0	\$0	\$0	\$0	\$0	\$0	\$0	\$0	\$0
R	\$0	\$0	\$0	\$0	\$0	\$0	\$0	\$0	\$0
C/I	\$100,000	\$100,000	\$100,000	\$100,000	\$100,000	\$100,000	\$100,000	\$700,000	\$700,000
O&M	\$0	\$0	\$0	\$0	\$0	\$0	\$0	\$0	\$0
	<b>\$100,000</b>	<b>\$100,000</b>	<b>\$100,000</b>	<b>\$100,000</b>	<b>\$100,000</b>	<b>\$100,000</b>	<b>\$100,000</b>	<b>\$700,000</b>	<b>\$700,000</b>

### Measure M and Renewed Measure M (M2)

Seven Year Capital Improvement Program (Sorted by Project Name)  
Fiscal Years 2013/2014 through 2019/2020

**Agency:** Seal Beach

**Project Name:** Annual Striping Program

**Project Limits:** City wide

Type of Work: Safety

**Additional TOW:** Restripe roadway

**Project Description:** This project will restripe worn pavement markings, bike lanes and traffic lanes.

FUND NAME	PERCENT	ESTIMATED COST	PROJECTED COST
Gas Tax	100.00	\$200,000	\$ 215,983
		\$200,000	\$215,983

<u>Project Phase</u>	<u>13/14</u>	<u>14/15</u>	<u>15/16</u>	<u>16/17</u>	<u>17/18</u>	<u>18/19</u>	<u>19/20</u>	<u>Estimated Cost</u>	<u>Pro</u>
E	\$0	\$0	\$0	\$0	\$0	\$0	\$0	\$0	\$0
R	\$0	\$0	\$0	\$0	\$0	\$0	\$0	\$0	\$0
C/I	\$50,000	\$25,000	\$25,000	\$25,000	\$25,000	\$25,000	\$25,000	\$200,000	\$250,000
O&M	\$0	\$0	\$0	\$0	\$0	\$0	\$0	\$0	\$0
	\$50,000	\$25,000	\$25,000	\$25,000	\$25,000	\$25,000	\$25,000	\$200,000	\$250,000

Agency: Seal Beach

**Project Name:** Comprehensive Parking Management Plan

**Project Limits:** City Wide

Type of Work: Other

Additional TOW: Other

**Project Description:** Provide a city wide comprehensive parking management plan. This plan is intended to identify the parking needs for the entire city and help determine a permit/fee system to address these parking needs.

<b>FUND NAME</b>	<b>PERCENT</b>	<b>ESTIMATED COST</b>	<b>PROJECTED COST</b>
General	100	\$140,000	\$ 140,000
		<b>\$140,000</b>	<b>\$140,000</b>

<u>Project Phase</u>	<u>13/14</u>	<u>14/15</u>	<u>15/16</u>	<u>16/17</u>	<u>17/18</u>	<u>18/19</u>	<u>19/20</u>	<u>Estimated Cost</u>	<u>Pro</u>
E	\$0	\$0	\$0	\$0	\$0	\$0	\$0	\$0	\$0
R	\$0	\$0	\$0	\$0	\$0	\$0	\$0	\$0	\$0
C/I	\$140,000	\$0	\$0	\$0	\$0	\$0	\$0	\$140,000	\$1
O&M	\$0	\$0	\$0	\$0	\$0	\$0	\$0	\$0	\$0
	<b>\$140,000</b>	<b>\$0</b>	<b>\$0</b>	<b>\$0</b>	<b>\$0</b>	<b>\$0</b>	<b>\$0</b>	<b>\$140,000</b>	<b>\$</b>

**Measure M and Renewed Measure M (M2)**

Seven Year Capital Improvement Program (Sorted by Project Name)  
Fiscal Years 2013/2014 through 2019/2020

Agency: Seal Beach

Project Name: Filter Inserts &amp; Screen Installation Project

Project Limits: City wide

Type of Work: Storm Water Pollution Mitigation

Additional TOW: Automatic Retractable Screen and other debris screens or inserts

Project Description: Install filter inserts and screens on city wide catch basins

<b>FUND NAME</b>	<b>PERCENT</b>	<b>ESTIMATED COST</b>	<b>PROJECTED COST</b>	
General	25.5	\$12,914	\$ 12,914	
ECP - Env Cleanup	74.5	\$37,731	\$ 37,731	
		<b>\$50,645</b>	<b>\$50,645</b>	

<b>Project Phase</b>	<b>13/14</b>	<b>14/15</b>	<b>15/16</b>	<b>16/17</b>	<b>17/18</b>	<b>18/19</b>	<b>19/20</b>	<b>Estimated Cost</b>	<b>Pr</b>
E	\$0	\$0	\$0	\$0	\$0	\$0	\$0	\$0	\$0
R	\$0	\$0	\$0	\$0	\$0	\$0	\$0	\$0	\$0
C/I	\$50,645	\$0	\$0	\$0	\$0	\$0	\$0	\$50,645	\$5
O&M	\$0	\$0	\$0	\$0	\$0	\$0	\$0	\$0	\$0
	<b>\$50,645</b>	<b>\$0</b>	<b>\$0</b>	<b>\$0</b>	<b>\$0</b>	<b>\$0</b>	<b>\$0</b>	<b>\$50,645</b>	<b>\$</b>

Agency: Seal Beach

Project Name: Main Street Lighting Improvements

Project Limits: Main Street from PCH to Ocean

Type of Work: Safety

Additional TOW: Improve lighting of roadway

Project Description: Change out street lights and add new street lights to improve lighting on Main Street

<b>FUND NAME</b>	<b>PERCENT</b>	<b>ESTIMATED COST</b>	<b>PROJECTED COST</b>	
General	74.5	\$490,210	\$ 490,210	
Other	25.5	\$167,790	\$ 167,790	
		<b>\$658,000</b>	<b>\$658,000</b>	

<b>Project Phase</b>	<b>13/14</b>	<b>14/15</b>	<b>15/16</b>	<b>16/17</b>	<b>17/18</b>	<b>18/19</b>	<b>19/20</b>	<b>Estimated Cost</b>	<b>Pr</b>
E	\$0	\$0	\$0	\$0	\$0	\$0	\$0	\$0	\$0
R	\$0	\$0	\$0	\$0	\$0	\$0	\$0	\$0	\$0
C/I	\$658,000	\$0	\$0	\$0	\$0	\$0	\$0	\$658,000	\$6
O&M	\$0	\$0	\$0	\$0	\$0	\$0	\$0	\$0	\$0
	<b>\$658,000</b>	<b>\$0</b>	<b>\$0</b>	<b>\$0</b>	<b>\$0</b>	<b>\$0</b>	<b>\$0</b>	<b>\$658,000</b>	<b>\$</b>

**Measure M and Renewed Measure M (M2)**

Seven Year Capital Improvement Program (Sorted by Project Name)  
Fiscal Years 2013/2014 through 2019/2020

Agency: Seal Beach  
Project Name: Street Tree Planting Program

Project Limits: City Wide

Type of Work: Aesthetics

Additional TOW: Landscaping of roadway

Project Description: Install street trees in parkways based on street tree master plan.

<u>FUND NAME</u>	<u>PERCENT</u>	<u>ESTIMATED COST</u>	<u>PROJECTED COST</u>
General	100	\$140,000	\$ 152,786
		<b>\$140,000</b>	<b>\$152,786</b>

<u>Project Phase</u>	<u>13/14</u>	<u>14/15</u>	<u>15/16</u>	<u>16/17</u>	<u>17/18</u>	<u>18/19</u>	<u>19/20</u>	<u>Estimated Cost</u>	<u>Pr</u>
E	\$0	\$0	\$0	\$0	\$0	\$0	\$0	\$0	\$0
R	\$0	\$0	\$0	\$0	\$0	\$0	\$0	\$0	\$0
C/I	\$20,000	\$20,000	\$20,000	\$20,000	\$20,000	\$20,000	\$20,000	\$140,000	\$140,000
O&M	\$0	\$0	\$0	\$0	\$0	\$0	\$0	\$0	\$0
	<b>\$20,000</b>	<b>\$20,000</b>	<b>\$20,000</b>	<b>\$20,000</b>	<b>\$20,000</b>	<b>\$20,000</b>	<b>\$20,000</b>	<b>\$140,000</b>	<b>\$140,000</b>

Agency: Seal Beach  
Project Name: Traffic Management Center Upgrade

Project Limits: City Yard to City Hall relocation

Type of Work: Other

Additional TOW: Other

Project Description: To relocate the existing TMC from the City Yard to City Hall.

<u>FUND NAME</u>	<u>PERCENT</u>	<u>ESTIMATED COST</u>	<u>PROJECTED COST</u>
M2 Fairshare	11.3	\$74,774	\$ 74,774
TSSP	88.7	\$586,946	\$ 586,946
		<b>\$661,720</b>	<b>\$661,720</b>

<u>Project Phase</u>	<u>13/14</u>	<u>14/15</u>	<u>15/16</u>	<u>16/17</u>	<u>17/18</u>	<u>18/19</u>	<u>19/20</u>	<u>Estimated Cost</u>	<u>Pr</u>
E	\$0	\$0	\$0	\$0	\$0	\$0	\$0	\$0	\$0
R	\$0	\$0	\$0	\$0	\$0	\$0	\$0	\$0	\$0
C/I	\$575,320	\$0	\$0	\$0	\$0	\$0	\$0	\$575,320	\$575,320
O&M	\$0	\$43,200	\$43,200	\$0	\$0	\$0	\$0	\$86,400	\$86,400
	<b>\$575,320</b>	<b>\$43,200</b>	<b>\$43,200</b>	<b>\$0</b>	<b>\$0</b>	<b>\$0</b>	<b>\$0</b>	<b>\$661,720</b>	<b>\$661,720</b>

**Measure M and Renewed Measure M (M2)**

Seven Year Capital Improvement Program (Sorted by Project Name)  
Fiscal Years 2013/2014 through 2019/2020

**Agency:** Seal Beach**Project Name:** Westminster Avenue Rehabilitation Project**Project Limits:** Westminster Ave. between Seal Beach Blvd. and East City Limits**Type of Work:** Bikeways**Additional TOW:** Reconstruction/rehabilitation of existing bike route**Project Description:** This project will resurface and stripe a class II bike path on Westminster Ave. between Seal Beach Blvd. and East City Limits.

<b>FUND NAME</b>	<b>PERCENT</b>	<b>ESTIMATED COST</b>	<b>PROJECTED COST</b>	<b>M</b>
CMAQ	50.00	\$1,000,000	\$ 1,000,000	F
M2 Fairshare	31.00	\$620,000	\$ 620,000	F
Prop 42	19.00	\$380,000	\$ 380,000	F
		<b>\$2,000,000</b>	<b>\$2,000,000</b>	

<b>Project Phase</b>	<b>13/14</b>	<b>14/15</b>	<b>15/16</b>	<b>16/17</b>	<b>17/18</b>	<b>18/19</b>	<b>19/20</b>	<b>Estimated Cost</b>	<b>Pr</b>
E	\$0	\$0	\$0	\$0	\$0	\$0	\$0	\$0	\$0
R	\$0	\$0	\$0	\$0	\$0	\$0	\$0	\$0	\$0
C/I	\$2,000,000	\$0	\$0	\$0	\$0	\$0	\$0	\$2,000,000	\$2
O&M	\$0	\$0	\$0	\$0	\$0	\$0	\$0	\$0	\$0
	<b>\$2,000,000</b>	<b>\$0</b>	<b>\$0</b>	<b>\$0</b>	<b>\$0</b>	<b>\$0</b>	<b>\$0</b>	<b>\$2,000,000</b>	<b>\$</b>

## ATTACHMENT “C”

### Maintenance Of Effort Reporting Form and Supporting Documentation



# MAINTENANCE OF EFFORT REPORTING FORM

**Reporting Jurisdiction: City of Seal Beach**

## Type of GENERAL FUND Transportation Expenditures:

(please attach supporting budget documentation for each line item listed below, and record separately in CIP software)

### MAINTENANCE

### Total Expenditure

Storm Drains	\$ 332,400
Street Maintenance	\$ 179,900
Landscape Maintenance	\$ 127,624
Subtotal Maintenance	\$ 639,924

### CONSTRUCTION

Subtotal Construction	

### ADMINISTRATIVE/OTHER

Engineering/Public Works	\$ 109,500
Subtotal Other	\$ 109,500

Total General Fund Transportation Expenditures \$ 749,424

(less Total MOE Exclusions\*) (~)

**MOE Expenditures** \$ 749,424

**MOE Benchmark Requirement** \$ 505,000

**(Shortfall) / Surplus** \$ 244,424

### Certification:

I hereby certify that the City of Seal Beach has budgeted and will meet the Maintenance of Effort requirement for Fiscal Year 2013/2014.

John Beatty  
Signature (Finance Director)

05.30.2013

Date

Director of Finance/City Treasurer

Title

\*Funding sources include federal, state, redevelopment, and bond financing.

# CITY OF SEAL BEACH

## FY 2013/2014 MOE CALCULATION

	<u>Dept#</u>	<u>Budget</u>	<u>Less Gas</u> <u>Tax Transfer</u>	<u>Less 57%</u> <u>(non-street</u> <u>related)</u>	<u>Less</u> <u>Intergov</u> <u>Payments</u>	<u>Adjusted</u> <u>Actual</u>
<u>GENERAL FUND:</u>						
Engineering/Public Works	042	\$ 109,500				\$ 109,500
Storm Drains	043	\$ 381,400			\$ (49,000)	\$ 332,400
Street Maintenance	044	\$ 943,000	\$ (763,100)			\$ 179,900
 <u>Add per State Audit Allowable Discretionary Costs:</u>						
Landscape Maintenance	049	\$ 296,800		\$ (169,176)		\$ 127,624
				Subtotal		<u>\$ 749,424</u>
Less Measure M Threshold Requirement						<u>\$ (505,000)</u>
Excess (Deficiency) Coverage						<u><u>\$ 244,424</u></u>

# City of Seal Beach

## FY 2013-2014

DEPARTMENT: Public Works  
FUND: 001 General Fund - Administration and Engineering

Account Code: 001-042

	2011-2012 Actual	2012-2013 Amended Budget	2012-2013 Estimated	2013-2014 Proposed Budget
Personnel Services	\$ 57,437	\$ 57,577	\$ 59,500	\$ 72,600
Maintenance and Operations	165,495	128,900	128,900	36,900
<b>TOTAL</b>	<b>\$ 222,932</b>	<b>\$ 186,477</b>	<b>\$ 188,400</b>	<b>\$ 109,500</b>

### ACCOUNT NUMBER EXPLANATION

40001	Full-time Salaries	Employee salaries costs
40003	Over-time	Employee salaries costs
40007	Tuition Reimbursement	Employee benefits costs
40008	Auto Allowance	Employee benefits costs
40009	Cell Phone Allowance	Employee benefits costs
40010	Deferred Comp - Cafeteria	Employee benefits costs
40011	Deferred Compensation	Employee benefits costs
40012	PERS Retirement	Employee benefits costs
40013	PARS Retirement	Employee benefits costs
40014	Medical Insurance	Employee benefits costs
40015	AFLAC Cafeteria	Employee benefits costs
40017	Medicare Insurance	Employee benefits costs
40018	Life and Disability	Employee benefits costs
40100	Office Supplies	Office supplies
40300	Memberships and Dues	APWA, ASCE, CA PE License, ITE, NWOCPWD, CEADOC
40400	Training and Meetings	League of Cities, Traffic Engineering Course, report writing, map act, inspection courses, EIT training, water certification, professional engineering license
40802	Special Exp. - Comm. Input Proj	Entry monument, and helicopter and noise study
44000	Contract Professional Svcs	Miscellaneous Professional Engineering, Development Engineering Support, AutoCAD software subscription, Grant submission support, and GIS upgrade.

# City of Seal Beach

FY 2013-2014

DEPARTMENT: Public Works  
FUND: 001 General Fund - Administration and Engineering

Account Code: 001-042

Description	Account Number	2011-2012 Actual	2012-2013 Amended Budget	2012-2013 Estimated	2013-2014 Proposed Budget
<b>PERSONNEL SERVICES</b>					
Full-time Salaries	001-042-40001	\$ 35,879	\$ 35,735	\$ 36,300	\$ 36,800
Over-time	001-042-40003	163	-	-	-
Part-time	001-042-40004	2,334	3,000	1,000	18,100
Tuition Reimbursement	001-042-40007	-	-	2,600	1,900
Auto Allowance	001-042-40008	4,362	4,200	4,200	-
Cell Phone Allowance	001-042-40009	2,804	2,700	3,200	3,600
Deferred Comp - Cafeteria	001-042-40010	95	63	300	400
Deferred Comp	001-042-40011	851	809	900	900
PERS Retirement	001-042-40012	6,050	5,888	5,600	4,800
PARS Retirement	001-042-40013	80	100	100	300
Medical Insurance	001-042-40014	3,771	3,859	4,200	4,500
AFLAC Cafeteria	001-042-40015	-	-	-	-
Medicare Insurance	001-042-40017	538	714	500	900
Life and Disability	001-042-40018	337	336	400	400
Vacation Buy/Payout	001-042-40027	173	173	200	-
<b>TOTAL PERSONNEL SERVICES</b>		<b>\$ 57,437</b>	<b>\$ 57,577</b>	<b>\$ 59,500</b>	<b>\$ 72,600</b>
<b>MAINTENANCE AND OPERATIONS</b>					
Office Supplies	001-042-40100	\$ 2,642	\$ 2,800	\$ 2,800	\$ 2,800
Memberships and Dues	001-042-40300	642	2,600	2,600	2,600
Training and Meetings	001-042-40400	3,012	3,500	3,500	3,500
Special Departmental	001-042-40800	328	-	-	-
Special Exp.-Comm. Input Prj	001-042-40802	-	30,000	30,000	-
Telephone Engineer	001-042-41000	34	-	-	-
Contract Professional	001-042-44000	158,837	90,000	90,000	28,000
<b>TOTAL MAINTENANCE AND OPERATIONS</b>		<b>\$ 165,495</b>	<b>\$ 128,900</b>	<b>\$ 128,900</b>	<b>\$ 36,900</b>
<b>TOTAL EXPENDITURES</b>		<b>\$ 222,932</b>	<b>\$ 186,477</b>	<b>\$ 188,400</b>	<b>\$ 109,500</b>

# City of Seal Beach

FY 2013-2014

DEPARTMENT: Public Works  
FUND: 001 General Fund - Storm Drains

Account Code: 001-043

	2011-2012 Actual	2012-2013 Amended Budget	2012-2013 Estimated	2013-2014 Proposed Budget
Personnel Services	\$ 188,380	\$ 189,550	\$ 191,100	\$ 215,300
Maintenance and Operations	122,409	162,600	162,600	166,100
<b>TOTAL</b>	<b>\$ 310,790</b>	<b>\$ 352,150</b>	<b>\$ 353,700</b>	<b>\$ 381,400</b>

## ACCOUNT NUMBER EXPLANATION

40001	Full-time Salaries	Employee salaries costs
40003	Over-time	Employee salaries costs
40004	Part-time	Employee salaries costs
40010	Deferred Comp - Cafeteria	Employee salaries costs
40011	Deferred Compensation	Employee salaries costs
40012	PERS Retirement	Employee salaries costs
40013	PARS Retirement	Employee salaries costs
40014	Medical Insurance	Employee salaries costs
40015	AFLAC Cafeteria	Employee salaries costs
40017	Medicare Insurance	Employee salaries costs
40018	Life and Disability	Employee salaries costs
40400	Training and Meetings	Staff trainings
40700	Equipment/Materials	Materials for West End Pump Station
41020	Electricity	Electricity for West End Pump Station
44000	Contract Professional Svcs	NPDES program consultant, catch basin maint., NPDES advertising, catch basin testing, storm drain video inspection, catch basin filter replacement, professional engineering services, winter storm pump rental, storm preparation flyers, and employee uniforms
45000	Intergovernmental	State Water Resources Control Board, NPDES permit County Orange, AQMD permit fee and LA County property tax

# City of Seal Beach

FY 2013-2014

DEPARTMENT: Public Works  
FUND: 001 General Fund - Storm Drains

Account Code: 001-043

Description	Account Number	2011-2012 Actual	2012-2013 Amended Budget	2012-2013 Estimated	2013-2014 Proposed Budget
<b>PERSONNEL SERVICES</b>					
Full-time Salaries	001-043-40001	\$ 137,895	\$ 139,154	\$ 137,200	\$ 143,200
Over-time	001-043-40003	117	-	400	5,000
Part-time	001-043-40004	3,377	4,500	7,300	21,500
Deferred Comp - Cafeteria	001-043-40010	461	418	800	1,000
Deferred Compensation	001-043-40011	2,934	2,825	2,800	2,900
PERS Retirement	001-043-40012	23,284	22,930	21,700	18,300
PARS Retirement	001-043-40013	97	200	200	300
Medical Insurance	001-043-40014	15,264	15,494	15,900	18,700
Medicare Insurance	001-043-40017	1,931	2,277	2,000	2,600
Life and Disability	001-043-40018	1,431	1,434	1,500	1,600
Comptime Buy/Payout	001-043-40026	236	-	200	-
Vacation Buy/Payout	001-043-40027	961	318	1,100	200
Sick Payout	001-043-40028	393	-	-	-
<b>TOTAL PERSONNEL SERVICES</b>		<b>\$ 188,380</b>	<b>\$ 189,550</b>	<b>\$ 191,100</b>	<b>\$ 215,300</b>
<b>MAINTENANCE AND OPERATIONS</b>					
Training and Meetings	001-043-40400	\$ -	\$ -	\$ -	\$ 1,000
Equipment/Materials	001-043-40700	873	3,000	3,000	3,000
Electricity	001-043-41020	14,824	15,000	15,000	15,000
Contract Professional	001-043-44000	68,819	95,600	95,600	98,100
Intergovernmental	001-043-45000	37,894	49,000	49,000	49,000
<b>TOTAL MAINTENANCE AND OPERATIONS</b>		<b>\$ 122,409</b>	<b>\$ 162,600</b>	<b>\$ 162,600</b>	<b>\$ 166,100</b>
<b>TOTAL EXPENDITURES</b>		<b>\$ 310,790</b>	<b>\$ 352,150</b>	<b>\$ 353,700</b>	<b>\$ 381,400</b>

## City of Seal Beach

FY 2013-2014

DEPARTMENT: Public Works  
 FUND: 001 General Fund - Street Maintenance

Account Code: 001-044

	2011-2012 Actual	2012-2013 Amended Budget	2012-2013 Estimated	2013-2014 Proposed Budget
Personnel Services	\$ 564,888	\$ 565,309	\$ 569,100	\$ 505,100
Maintenance and Operations	347,097	405,532	406,632	437,900
<b>TOTAL</b>	<b>\$ 911,985</b>	<b>\$ 970,841</b>	<b>\$ 975,732</b>	<b>\$ 943,000</b>

ACCOUNT NUMBER EXPLANATION

40001	Full-time Salaries	Employee salaries costs
40003	Over-time	Employee salaries costs
40004	Part-time	Employee salaries costs
40010	Deferred Comp - Cafeteria	Employee benefits costs
40011	Deferred Compensation	Employee benefits costs
40012	PERS Retirement	Employee benefits costs
40013	PARS Retirement	Employee benefits costs
40014	Medical Insurance	Employee benefits costs
40015	AFLAC Cafeteria	Employee benefits costs
40017	Medicare Insurance	Employee benefits costs
40018	Life and Disability	Employee benefits costs
40022	Flexible Spending - Cafeteria	Employee benefits costs
40300	Membership Dues	Annual membership
40700	Equipment/Materials	Asphalt hot/cold mix, traffic signs, graffiti abatement, pavers, sand bags, equipment, materials, and tools
40800	Special Departmental	Trimming of parkway and median trees
40801	Street Sweeping	Provides street sweeping
40802	Special Exp. - Comm Input Proj	Paver's in Parkway at Girlscout house
41000	Telephone	Verizon cell phone costs
41020	Electricity	Electricity costs
44000	Contract Professional Svcs	Traffic signal maint., plant/shrub replacement, Main St. sidewalk pressure washing, citywide pavement rehab., lighting maint. Contract, concrete rehab., landscape maint. Of medians/tract, employee uniforms, irrigation system repairs, traffic engineer services, and Citywide traffic counts



# City of Seal Beach

## FY 2013-2014

DEPARTMENT: Public Works  
FUND: 001 General Fund - Street Maintenance

Account Code: 001-044

Description	Account Number	2011-2012 Actual	2012-2013 Amended Budget	2012-2013 Estimated	2013-2014 Proposed Budget
<b>PERSONNEL SERVICES</b>					
Full-time Salaries	001-044-40001	\$ 412,792	\$ 417,826	\$ 408,100	\$ 375,900
Over-time	001-044-40003	605	-	1,100	5,000
Part-time	001-044-40004	6,672	8,000	21,300	5,800
Deferred Comp - Cafeteria	001-044-40010	1,317	1,106	2,100	2,600
Deferred Compensation	001-044-40011	8,260	7,956	7,600	7,600
PERS Retirement	001-044-40012	69,733	68,849	64,500	48,000
PARS Retirement	001-044-40013	130	200	400	100
Medical Insurance	001-044-40014	47,722	48,513	50,500	49,600
AFLAC Cafeteria	001-044-40015	-	-	-	-
Medicare Insurance	001-044-40017	5,390	6,751	5,800	6,000
Life and Disability	001-044-40018	4,283	4,300	4,400	4,100
Comptime Buy/Payout	001-044-40022	1,180	-	400	-
Vacation Buy/Payout	001-044-40027	4,840	1,808	2,900	400
Sick Payout	001-044-40028	1,963	-	-	-
<b>TOTAL PERSONNEL SERVICES</b>		<b>\$ 564,888</b>	<b>\$ 565,309</b>	<b>\$ 569,100</b>	<b>\$ 505,100</b>
<b>MAINTENANCE AND OPERATIONS</b>					
Membership	001-044-40300	\$ -	\$ -	\$ -	\$ 500
Training and Meetings	001-044-40400	-	-	-	1,500
Telephone	001-044-41000	-	-	-	1,200
Equipment/Materials	001-044-40700	24,252	36,000	36,000	36,000
Special Departmental	001-044-40800	59,033	70,000	70,000	106,000
Street Sweeping	001-044-40801	50,333	50,132	50,132	53,200
Special Exp. - Comm Input Prj	001-044-40802	-	3,500	3,500	-
Telephone	001-044-41000	-	-	1,100	-
Electricity	001-044-41020	14,628	16,000	16,000	16,000
Contract Professional	001-044-44000	198,851	229,900	229,900	223,500
<b>TOTAL MAINTENANCE AND OPERATIONS</b>		<b>\$ 347,097</b>	<b>\$ 405,532</b>	<b>\$ 406,632</b>	<b>\$ 437,900</b>
<b>TOTAL EXPENDITURES</b>		<b>\$ 911,985</b>	<b>\$ 970,841</b>	<b>\$ 975,732</b>	<b>\$ 943,000</b>

# REVENUE SUMMARY BY FUND

FY 2013-2014

Account Number	Revenue Source	2011-2012 Actual	2012-2013 Amended Budget	2012-2013 Estimated	2013-2014 Proposed Budget
<b>Gas Tax - 040:</b>					
040-000-30420	Interest On Investments	\$ 3,089	\$ 1,300	\$ 1,500	\$ 1,300
040-000-32499	Gas Tax 2103	346,527	282,329	282,329	368,100
040-000-32500	Gas Tax 2105	119,578	125,718	139,000	121,500
040-000-32525	Gas Tax 2106	86,235	88,886	92,200	85,300
040-000-32530	Gas Tax 2107	176,580	180,423	186,200	180,900
040-000-32535	Gas Tax 2107.5	6,000	6,000	6,000	6,000
<b>Total Gas Tax</b>		<b>\$ 738,009</b>	<b>\$ 684,656</b>	<b>\$ 707,229</b>	<b>\$ 763,100</b>
<b>Measure M - 041:</b>					
041-000-30420	Interest On Investments	\$ 4,665	\$ 2,000	\$ 2,500	\$ 2,000
041-000-33500	Local Turnback	362,702	370,623	-	-
<b>Total Measure M</b>		<b>\$ 367,367</b>	<b>\$ 372,623</b>	<b>\$ 2,500</b>	<b>\$ 2,000</b>
<b>Measure M2 - 042:</b>					
042-000-30420	Interest On Investments	\$ -	\$ -	\$ 775	\$ 1,000
042-000-33500	Local Fairshare	-	-	370,623	370,600
<b>Total Measure M2</b>		<b>\$ -</b>	<b>\$ -</b>	<b>\$ 371,398</b>	<b>\$ 371,600</b>
<b>Parking-in-Lieu - 048</b>					
048-000-30865	Parking-In-Lieu	\$ 22,075	\$ -	\$ 16,200	\$ -
<b>Total Parking In-Lieu</b>		<b>\$ 22,075</b>	<b>\$ -</b>	<b>\$ 16,200</b>	<b>\$ -</b>
<b>Seal Beach Cable - 50:</b>					
050-000-30131	PEG Fees Publ Access, Edu, Gov	\$ 89,132	\$ -	\$ 90,000	\$ 90,000
050-000-30420	Interest On Investments	1,951	-	1,100	1,100
<b>Total Seal Beach Cable</b>		<b>\$ 91,083</b>	<b>\$ -</b>	<b>\$ 91,100</b>	<b>\$ 91,100</b>
<b>Riverfront Low/Mod Housing - 061:</b>					
061-000-30420	Interest On Investments	\$ 2,841	\$ -	\$ -	\$ -
061-000-38555	Low/Mod Housing Set Aside	258,674	-	-	-
<b>Total Riverfront Low/Mod Housing</b>		<b>\$ 261,515</b>	<b>\$ -</b>	<b>\$ -</b>	<b>\$ -</b>
<b>Riverfront Project Area - 063:</b>					
063-000-30420	Interest On Investments	\$ 8,194	\$ -	\$ -	\$ -
<b>Total Riverfront Project</b>		<b>\$ 8,194</b>	<b>\$ -</b>	<b>\$ -</b>	<b>\$ -</b>
<b>Riverfront Debt Service - 065:</b>					
065-000-30420	Interest On Investments	\$ 45	\$ -	\$ -	\$ -
065-000-31500	Transfers In	594,489	-	-	-
<b>Total Riverfront Debt Service</b>		<b>\$ 594,534</b>	<b>\$ -</b>	<b>\$ -</b>	<b>\$ -</b>
<b>Riverfront Tax Increment - 067:</b>					
067-000-30001	Property Taxes Secured	\$ 1,229,456	\$ -	\$ -	\$ -
067-000-30002	Property Taxes Unsecured	40,811	-	-	-
067-000-30003	Homeowners Exemption	7,556	-	-	-
067-000-30005	Property Tax Other	9,864	-	-	-
067-000-30006	Supplemental Tax Secure/Unsecure	5,682	-	-	-
067-000-30420	Interest On Investments	990	-	-	-
067-000-30423	Unrealized Gain/Loss On Investment	(9,652)	-	-	-
067-000-31650	Property Rental	425	-	-	-
<b>Total Riverfront Tax Increment</b>		<b>\$ 1,285,132</b>	<b>\$ -</b>	<b>\$ -</b>	<b>\$ -</b>
<b>Roberti-Z'Berg Urban Open Space - 070:</b>					
070-000-30975	Grant Reimbursement	\$ 12,081	\$ -	\$ -	\$ -
<b>Total Roberti-Z'Berg Urban Open Space</b>		<b>\$ 12,081</b>	<b>\$ -</b>	<b>\$ -</b>	<b>\$ -</b>

# City of Seal Beach

## FY 2013-2014

DEPARTMENT: Public Works  
FUND: 001 General Fund - Landscape Maintenance

Account Code: 001-049

	2011-2012 Actual	2012-2013 Amended Budget	2012-2013 Estimated	2013-2014 Proposed Budget
Personnel Services	\$ 33,524	\$ 33,497	\$ 34,200	\$ 34,400
Maintenance and Operations	215,654	201,200	206,100	262,400
<b>TOTAL</b>	<b>\$ 249,178</b>	<b>\$ 234,697</b>	<b>\$ 240,300</b>	<b>\$ 296,800</b>

### ACCOUNT NUMBER EXPLANATION

40001	Full-time Salaries	Employee salaries costs
40003	Over-time	Employee salaries costs
40010	Deferred Comp - Cafeteria	Employee benefits costs
40011	Deferred Compensation	Employee benefits costs
40012	PERS Retirement	Employee benefits costs
40014	Medical Insurance	Employee benefits costs
40017	Medicare Insurance	Employee benefits costs
40018	Life and Disability	Employee benefits costs
40022	Flexible Spending - Cafeteria	Employee benefits costs
40700	Equipment/materials	Arbor Park support (doggie bags and fencing), Gumgrove Park support (doggie bags and etc), misc playground equipment (Beach Tot Lot), Heather Park, Almond Park, and Marina Center
41000	Telephone	phone costs
41020	Electricity	Electricity at Parks
44000	Contract Professional Svcs	Park landscape maint., Heather/Edison Park portable restrooms, pest control, tree trimming, lighting repairs, certified playground safety inspections, park irrigation repairs, park fencing repairs, Zoeter Park sports field maint., and plant/shrub replacement

# City of Seal Beach

FY 2013-2014


DEPARTMENT: Public Works  
FUND: 001 General Fund - Landscape Maintenance

Account Code: 001-049

Description	Account Number	2011-2012 Actual	2012-2013 Amended Budget	2012-2013 Estimated	2013-2014 Proposed Budget
<b>PERSONNEL SERVICES</b>					
Full-time Salaries	001-049-40001	\$ 25,693	\$ 25,713	\$ 26,100	\$ 26,800
Deferred Comp - Cafeteria	001-049-40010	45	40	200	300
Deferred Comp	001-049-40011	672	637	700	700
PARS Retirement	001-049-40012	4,332	4,237	4,100	3,500
Medical Insurance	001-049-40014	2,030	2,065	2,100	2,300
Medicare Insurance	001-049-40017	359	411	400	500
Life and Disability	001-049-40018	220	221	300	300
Comptime Buy/Payout	001-049-40026	-	-	100	-
Vacation Buy/Payout	001-049-40027	173	173	200	-
<b>TOTAL PERSONNEL SERVICES</b>		<b>\$ 33,524</b>	<b>\$ 33,497</b>	<b>\$ 34,200</b>	<b>\$ 34,400</b>
<b>MAINTENANCE AND OPERATIONS</b>					
Equipment/Materials	001-049-40700	\$ 3,588	\$ 4,700	\$ 8,000	\$ 12,000
Telephone	001-049-41000	-	-	300	13,400
Electricity	001-049-41020	18,682	13,000	14,300	13,000
Contract Professional	001-049-44000	193,383	183,500	183,500	224,000
<b>TOTAL MAINTENANCE AND OPERATIONS</b>		<b>\$ 215,654</b>	<b>\$ 201,200</b>	<b>\$ 206,100</b>	<b>\$ 262,400</b>
<b>TOTAL EXPENDITURES</b>		<b>\$ 249,178</b>	<b>\$ 234,697</b>	<b>\$ 240,300</b>	<b>\$ 296,800</b>

## ATTACHMENT “D”

### Congestion Management Program Monitoring Checklist


CMP MONITORING CHECKLIST LEVEL OF SERVICE			
Jurisdiction:	City of Seal Beach		
<b>CMP CHECKLIST</b>	<b>YES</b>	<b>NO</b>	<b>N/A</b>
1. Check "Yes" if either of the following apply: <ul style="list-style-type: none"> <li>• There are no CMP intersections in your jurisdiction.</li> <li>• Factoring out statutorily-exempt activities<sup>1</sup>, all CMP intersections within your jurisdiction are operating at LOS E (or the baseline level, if worse than E) or better.</li> </ul>	<input checked="" type="checkbox"/>	<input type="checkbox"/>	
<b>NOTE: ONLY THOSE AGENCIES THAT CHECKED "NO" FOR QUESTION 1 NEED TO ANSWER THE REMAINING QUESTIONS.</b>			
2. If any, please list those intersections that are not operating at the CMP LOS standards. <ul style="list-style-type: none"> <li>• _____</li> <li>• _____</li> <li>• _____</li> </ul>			<input type="checkbox"/>
3. Will deficient intersections, if any, be improved by mitigation measures to be implemented in the next 18 months or improvements programmed in the first year of any recent funding program (i.e., local agency CIP, CMP CIP, Measure M CIP)?	<input type="checkbox"/>	<input type="checkbox"/>	<input type="checkbox"/>
a. If not, has a deficiency plan been developed for each intersection that will be operating below the CMP LOS standards?	<input type="checkbox"/>	<input type="checkbox"/>	<input type="checkbox"/>
Additional Comments:			
I certify that the information contained in this checklist is true. Signature:  Title: <u>Associate Engineer</u>			

<sup>1</sup> The following activities are statutorily-exempt from deficiency determinations: interregional travel, traffic generated by the provision of low and very low income housing, construction rehabilitation or maintenance of facilities that impact the system, freeway ramp metering, traffic signal coordination by the state or multi-jurisdictional agencies, traffic generated by high-density residential development within ¼ mile of a fixed-rail passenger station, traffic generated by mixed-use residential development within ¼ mile of a fixed-rail passenger station.

CMP MONITORING CHECKLIST DEFICIENCY PLANS			
Jurisdiction:	City of Seal Beach		
<b>CMP CHECKLIST</b>	<b>YES</b>	<b>NO</b>	<b>N/A</b>
1. Check "Yes" if either of the following apply: <ul style="list-style-type: none"> <li>• There are no CMP intersections in your jurisdiction.</li> <li>• Factoring out statutorily-exempt activities<sup>2</sup>, all CMPHS intersections are operating at LOS E (or baseline, if worse than E) or better.</li> </ul>	<input checked="" type="checkbox"/>	<input type="checkbox"/>	
<b>NOTE: ONLY THOSE AGENCIES THAT CHECKED "NO" FOR QUESTION 1 NEED TO ANSWER THE REMAINING QUESTIONS.</b>			
2. If any, please list those intersections found to not meet the CMP LOS standards. <ul style="list-style-type: none"> <li>• _____</li> <li>• _____</li> <li>• _____</li> </ul>			<input type="checkbox"/>
3. Are there improvements to bring these intersections to the CMP LOS standard scheduled for completion during the next 18 months or programmed in the first year of the CIP?	<input type="checkbox"/>	<input type="checkbox"/>	<input checked="" type="checkbox"/>
<b>NOTE: ONLY THOSE AGENCIES THAT CHECKED "NO" FOR QUESTION 3 NEED TO ANSWER THE REMAINING QUESTIONS.</b>			
4. Has a deficiency plan or a schedule for preparing a deficiency plan been submitted to OCTA?	<input type="checkbox"/>	<input type="checkbox"/>	<input type="checkbox"/>
5. Does the deficiency plan fulfill the following statutory requirements:			
a. include an analysis of the causes of the deficiency?	<input type="checkbox"/>	<input type="checkbox"/>	<input type="checkbox"/>
b. include a list of improvements necessary to maintain minimum LOS standards on the CMPHS and the estimated costs of the improvements?	<input type="checkbox"/>	<input type="checkbox"/>	<input type="checkbox"/>

<sup>2</sup> The following activities are statutorily-exempt from deficiency determinations: interregional travel, traffic generated by the provision of low and very low income housing, construction rehabilitation or maintenance of facilities that impact the system, freeway ramp metering, traffic signal coordination by the state or multi-jurisdictional agencies, traffic generated by high-density residential development within ¼ mile of a fixed-rail passenger station, traffic generated by mixed-use residential development within ¼ mile of a fixed-rail passenger station.




CMP CHECKLIST continued	YES	NO	N/A
c. include a list of improvements, programs, or actions, and estimates of their costs, which will improve LOS on the CMPHS and improve air quality?	<input type="checkbox"/>	<input type="checkbox"/>	<input type="checkbox"/>
i. do the improvements, programs, or actions meet the criteria established by SCAQMD (see the CMP Preparation Manual)?	<input type="checkbox"/>	<input type="checkbox"/>	<input type="checkbox"/>
6. Are the capital improvements identified in the deficiency plan programmed in your seven-year CMP CIP?	<input type="checkbox"/>	<input type="checkbox"/>	<input type="checkbox"/>
7. Does the deficiency plan include a monitoring program that will ensure its implementation?	<input type="checkbox"/>	<input type="checkbox"/>	<input type="checkbox"/>
8. Does the deficiency plan include a process to allow some level of development to proceed pending correction of the deficiency?	<input type="checkbox"/>	<input type="checkbox"/>	<input type="checkbox"/>
9. Has necessary inter-jurisdictional coordination occurred?	<input type="checkbox"/>	<input type="checkbox"/>	<input type="checkbox"/>
10. Please describe any innovative programs, if any, included in the deficiency plan:  _____			<input type="checkbox"/>
Additional Comments:			
I certify that the information contained in this checklist is true. Signature:  Title: Associate Engineer			

CMP MONITORING CHECKLIST LAND USE COORDINATION			
Jurisdiction:	City of Seal Beach		
<b>CMP CHECKLIST</b>	<b>YES</b>	<b>NO</b>	<b>N/A</b>
1. Have you maintained the CMP traffic impact analysis (TIA) process you selected for the previous CMP?	<input type="checkbox"/>	<input type="checkbox"/>	✗
a. If not, have you submitted the revised TIA approach and methodology to OCTA for review and approval?	<input type="checkbox"/>	<input type="checkbox"/>	☒
2. Did any development projects require a CMP TIA during this CMP cycle? <sup>3</sup>	<input type="checkbox"/>	<input type="checkbox"/>	✗
<b>NOTE: ONLY THOSE AGENCIES THAT ANSWERED "YES" FOR QUESTION 2 NEED TO ANSWER THE REMAINING QUESTIONS.</b>			
3. If so, how many?			
4. Please list any CMPHS links & intersections that were projected to not meet the CMP LOS standards (indicate whether any are outside of your jurisdiction). • • •			☒
a. Were mitigation measures and costs identified for each and included in your seven-year CIP?	<input type="checkbox"/>	<input type="checkbox"/>	☒
b. If any impacted links & intersections were outside your jurisdiction, did your agency coordinate with other jurisdictions to develop a mitigation strategy?	<input type="checkbox"/>	<input type="checkbox"/>	☒

<sup>3</sup> Exemptions include:

- any development generating less than 2,400 daily trips
- any development generating less than 1,600 daily trips (if it directly accesses a CMP highway)
- final tract and parcel maps,
- issuance of building permits,
- issuance of certificate of use and occupancy,
- minor modifications to approved developments where the location and intensity of project uses have been approved through previous and separate local government actions prior to January 1, 1992.

CMP CHECKLIST continued	YES	NO	N/A
5. If a local traffic model was/will be used, did you follow the data and modeling consistency requirements as described in the CMP Preparation Manual (available online at <a href="http://www.octa.net">http://www.octa.net</a> )?	<input type="checkbox"/>	<input type="checkbox"/>	<input checked="" type="checkbox"/>
Additional Comments:			
<p>I certify that the information contained in this checklist is true.</p> <p>Signature:  _____</p> <p>Title: Associate Engineer _____</p>			

**CMP MONITORING CHECKLIST  
CAPITAL IMPROVEMENT PROGRAM**

Jurisdiction: City of Seal Beach

**CMP CHECKLIST**

**YES**

**NO**

**N/A**

1. Did you submit a seven-year Capital Improvement Program (CIP) to OCTA by June 30?



2. Does the CIP include projects to maintain or improve the performance of the CMPHS (including capacity expansion, safety, maintenance, and rehabilitation)?



3. Is it consistent with air quality mitigation measures for transportation-related vehicle emissions?



4. Was the CIP database computer application provided by OCTA used to prepare the CMP CIP?



Additional Comments:

I certify that the information contained in this checklist is true.

Signature: \_\_\_\_\_

Title: Associate Engineer

## ATTACHMENT “E”

### Measure M2 Eligibility Checklist

<b>MEASURE M</b> <b>ELIGIBILITY CHECKLIST</b>
--

Responsibility: Cities, County

**MEASURE M CHECKLIST**

Capital Improvement Program

**YES NO**

1. Did you submit your draft Measure M seven-year Capital Improvement Program (CIP) to OCTA by June 30? ☒ ☐
- a. Did you utilize the required CIP development software? ☒ ☐
- b. Have you indicated what percentage of funding will come from each source for each of the projects? ☒ ☐
- c. Have you listed projects in current year dollars? ☒ ☐
- d. Did you include all projects that are partially, fully or potentially funded by Measure M? ☒ ☐
- e. The council approval date to adopt the final 7-Year CIP is June 10, 2013 (Must be prior to July 31)

Maintenance of Effort

**YES NO**

2. Did you submit your Maintenance of Effort certification and supporting budget documentation to OCTA by June 30? ☒ ☐
- a. Did you use the Maintenance of Effort Reporting Form included in the Eligibility Guidelines? ☒ ☐

Pavement Management Program

**YES NO N/A**

3. Did you submit a Pavement Management Program (PMP) Update to OCTA for this eligibility cycle? ☐ ☒ ☐
- a. Did you use the current PMP Certification form? ☐ ☐ ☒
- b. Is the PMP consistent with the OCTA Countywide Pavement Management Program? ☐ ☐ ☒
4. If you answered "no" to question #3, did you submit a PMP Update to OCTA through the previous eligibility cycle by June 30? ☒ ☐ ☐

Resolution of Master Plan of Arterial Highways (MPAH) Consistency

- |   | YES                                 | NO                       | N/A                      |
|---|-------------------------------------|--------------------------|--------------------------|
| 5. Did you submit a resolution demonstrating consistency with the MPAH.   | <input checked="" type="checkbox"/> | <input type="checkbox"/> | <input type="checkbox"/> |
| 6. Have you enclosed a figure representing your most current circulation element?   | <input checked="" type="checkbox"/> | <input type="checkbox"/> | <input type="checkbox"/> |
| 7. Do you have a current Local Signal Synchronization Plan that is consistent to the Regional Traffic Signal Synchronization Master Plan? | <input checked="" type="checkbox"/> | <input type="checkbox"/> | <input type="checkbox"/> |

Mitigation Fee Program

- |   | YES                                 | NO                       | N/A                                 |
|---|-------------------------------------|--------------------------|-------------------------------------|
| 8. Does your jurisdiction currently have a defined development impact mitigation fee program in place?                            | <input checked="" type="checkbox"/> | <input type="checkbox"/> | <input type="checkbox"/>            |
| a. If you answered yes to #8, have you included a copy of your current impact fee schedule; or                                    | <input checked="" type="checkbox"/> | <input type="checkbox"/> | <input type="checkbox"/>            |
| b. If you answered yes to #8, have you provided OCTA with a copy of your mitigation fee nexus study; or                           | <input type="checkbox"/>            | <input type="checkbox"/> | <input checked="" type="checkbox"/> |
| c. If you answered yes to #8, have you included a copy of your council approved policy; or  | <input type="checkbox"/>            | <input type="checkbox"/> | <input checked="" type="checkbox"/> |
| d. If you answered yes to #8, have you provided OCTA with a copy of your council resolution approving the mitigation fee program? | <input type="checkbox"/>            | <input type="checkbox"/> | <input checked="" type="checkbox"/> |

Time Limits For Use of Net Revenues

- |  | YES                                 | NO                       |
|--|-------------------------------------|--------------------------|
| 9. Has your jurisdiction observed the time limits for the use of net revenues over the last year per the requirements outlined in the ordinance? | <input checked="" type="checkbox"/> | <input type="checkbox"/> |

Supplanting of Developer Commitments

- |  | YES                                 | NO                       |
|--|-------------------------------------|--------------------------|
| 10. Has your jurisdiction insured they have not supplanted developer commitments for transportation projects and funding with Measure M funds? | <input checked="" type="checkbox"/> | <input type="checkbox"/> |

Planning Strategies

- |  | YES                                 | NO                       |
|--|-------------------------------------|--------------------------|
| 11. Does your jurisdiction consider as part of its General Plan, land use planning strategies that accommodate transit and non-motorized transportation?             | <input checked="" type="checkbox"/> | <input type="checkbox"/> |
| 12. Have you provided a letter identifying land use planning strategies that accommodate transit and non-motorized transportation consideration in the general plan? | <input checked="" type="checkbox"/> | <input type="checkbox"/> |

Traffic Forums

YES NO

13. Did representatives of your jurisdiction participate in the regional traffic forum(s)?

☒ ☐

a. If you answered yes, provide date of attendance:

ITS Roundtable - 10/17/2012 & 2/20/2013

Congestion Management Program


YES NO N/A

14. Has your jurisdiction completed the required CMP checklist?

☒ ☐ ☐

**Submitted By:**

David Spitz  
Name (Print)



Signature

Associate  
Engineer  
Title

City of Seal Beach  
Jurisdiction

(562) 431-2527 ext. 1331  
Phone Number

6/11/2013  
Date



## ATTACHMENT “F”

### OCTA Letter and Supporting Documents



CITY HALL 211 EIGHTH STREET  
SEAL BEACH, CALIFORNIA 90740  
(562) 431-2527 • [www.sealbeachca.gov](http://www.sealbeachca.gov)

June 11, 2013

May Hout  
Orange County Transportation Authority  
600 South Main Street  
Orange, CA 92868

### **Measure M2 Eligibility for Fiscal Year 2013/2014**

May Hout:

In order to maintain compliance with the requirements for Measure M2 Eligibility, the City of Seal Beach is required to “Consider, as part of the Eligible Jurisdiction’s General Plan, land use strategies that accommodate transit and non-motorized transportation.” The City’s General Plan, first adopted in 1973 and most recently amended in 2003, incorporates goals and strategies within both its Circulation Element and Land Use Element that specifically target these areas of importance.

In the City’s Land Use Element of the General Plan, A major goal of the City is stated on page LU-39, with regard to incorporating transportation systems into physical development: “Seal Beach should carefully consider the development of freeways, and/or rapid transit systems and endorse such proposals only when it is considered to be in the community’s best interests. Efforts should be made to improve traffic circulation in the coastal section of the City and along major arterial streets, but not exclusively private auto vehicular traffic.”


Within the Circulation Element of the City’s General Plan, on page C-53, the City outlines its goals and objectives for Public Transportation. More specifically, the City’s main goal is to “Maintain participation in a public transit system that provides mobility to City residents and employees as a logical alternative to automobile travel.” One policy of this goal is to “Coordinate with OCTA and other appropriate entities to improve bus service to and within the City.” Another policy is to “Implement and expand, whenever feasible, programs aimed at enhancing the mobility of senior citizens and disabled persons.” A third policy under this goal is to “require proposed developments to include transit facilities, such as park-and-ride sites, bus benches, shelters, pads or turnouts, where appropriate, in their improvement plans or as needed in proximity to their development.”

Continuing on Page C-54 of the City’s General Plan, the City has laid out goals and objectives for Bicycle and Pedestrian Facilities. The main goal is to “Provide a citywide

system of safe, efficient, and attractive bicycle and pedestrian routes for commuter, school, and recreational use.” The City’s policies include provisions to: “Develop and adopt a planned bikeway system that is consistent with the County of Orange Master Plan of County-wide Bikeways, and other adopted Master Plans, to assure that local bicycle routes will be compatible with routes of neighboring jurisdictions”, “Develop programs that encourage the safe utilization of easements and/or rights-of-way along flood control channels, public utilities, railroads, and streets wherever possible for the use of bicycles and/or pedestrians”, and “Ensure accessibility of pedestrian facilities to the elderly and disabled.”

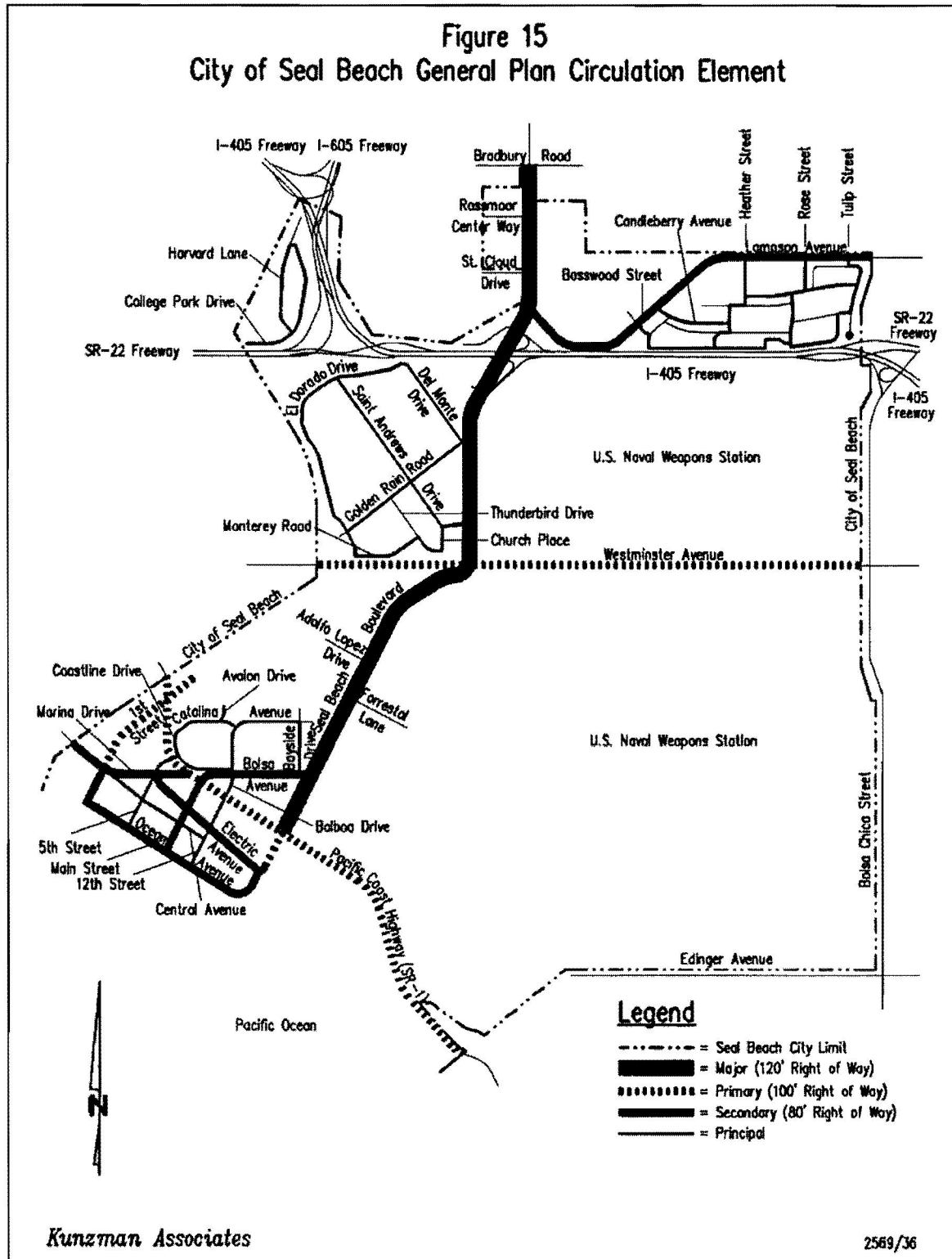
These are some of the elements within the City’s General Plan which show that the City provides goals and policies to accommodate transit and non-motorized transit. Should you have any questions or require further information, please contact me at (562) 431-2527 ext 1331.

Sincerely,

A handwritten signature in black ink, appearing to read 'David Spitz', with a large, stylized flourish extending from the end of the signature.

David Spitz, P.E.  
Associate Engineer  
City of Seal Beach

Cc     Public Works Director, City of Seal Beach  
         City Engineer, City of Seal Beach



Circulation - Figure 15 - General Plan Circulation Element



# ATTACHMENT “G”

## Land Use Element and Fee Schedule

### Circulation

Seal Beach should carefully consider the development of freeways, and/or rapid transit systems and endorse such proposals only when it is considered to be in the community's best interest. Efforts should be made to improve traffic circulation in the coastal section of the City and along major arterial streets, but not exclusively private auto vehicular traffic.

### Annexation

In the event annexation issues were to arise in the future, the City of Seal Beach shall only consider the annexation of unincorporated territories, or requests by unincorporated areas for annexation, when such action would be beneficial to all parties involved. Currently, the City has no officially designated "sphere of influence" land use areas and there are no current plans to annex any adjoining unincorporated areas from the County of Orange or from its neighboring municipalities.

### Planning Area 1 - Old Town/Surfside

#### Downtown Seal Beach/Main Street Specific Plan

- Encourage a mix of land uses, including offices, businesses, and retail stores to serve local residents and visitors.
- Regulate visitor-serving uses so as to not overwhelm the area at the expense of small town character.
- Prepare building and design provisions to enhance the pedestrian orientation of Main Street and ensure that the surrounding area is maintained.
- Encourage architectural and economic diversity.
- Develop standards and processes to ensure compatibility and balance between residential and commercial uses.
- Establish a parking program to address local resident and visitor needs to ensure and to minimize potential traffic safety impacts, pedestrian-vehicle conflicts, and parking impacts.



## RESOLUTION NUMBER 6272

### **A RESOLUTION OF THE SEAL BEACH CITY COUNCIL ESTABLISHING FEES AND CHARGES FOR GOODS, SERVICES AND FACILITIES PROVIDED BY THE CITY OF SEAL BEACH**

WHEREAS, the City Council is empowered to impose reasonable fees, rates, and charges for municipal services; and

WHEREAS, the City Council has determined that the fees, rates, and charges should cover the costs reasonably borne or a substantial portion of the actual costs of the goods and services provided by the City; and

WHEREAS, the City Council has determined that fees, rates, and charges for municipal services do not cover the actual costs under the current fee schedule.

NOW, THEREFORE, the Seal Beach City Council hereby establishes the amount of certain fees, rates and charges using the recommendations stated in the 2012 Full Cost Allocation Plan and Cost of Services Study provided by Matrix Consulting Group; and restates that amount of other fees, rates, charges and taxes as currently set forth in Resolution Numbers 5898 as follows:

#### **SECTION 1. ADMINISTRATIVE FEES**

##### **A. Documents**

The following fees are established to reimburse the City for costs relative to filling public requests for copies of non-confidential records; codes, brochures, booklets, and patent materials not marked for general distribution. Most documents listed are available on the City's website: [www.sealbeachca.gov](http://www.sealbeachca.gov)

1. Copy Charge
  - a. 8 ½ x 11 ..... \$.25 per page
  - b. 8 ½ x14 and 11x17 ..... \$.50 per page
  - c. color copies..... \$.50 per page
2. Preparation of Compact Disc .....\$8.00 per copy
3. City Charter..... \$10.50
4. Municipal Code (Title 1-12) ..... \$250.00
  - a. Titles 1-9 ..... \$100.00
  - b. Development Code - Titles 10, 11, and 12..... \$150.00
5. Master Plans, Budget, Reports, etc..... Actual Cost
6. Economic Interest Disclosure and Campaign Statements  
(As required by State Law)..... \$.10 per page
7. Candidates Filing Fee (non-refundable)..... \$288.00
8. Certified Copy of City Documents/Records..... \$8.00
9. Residency Verification..... \$8.00

**POSTAGE:** All mail requests shall have the cost of postage added to the fees set forth.

##### **B. Returned Check Fee**

Any person issuing a bank draft, note or check that is returned by a financial institution due to insufficient funds, a closed account, or is otherwise dishonored, shall be charged the sum of **\$26.00** for processing each such check. Said amount shall be included in the total sum of all bills, charges, or fees otherwise due and owing to the City.

##### **C. Infraction/Administrative Penalty Fees**

1. Infraction Penalty – in a 12 month time period
  - a. First Offense ..... \$500.00
  - b. Second Offense ..... \$750.00
  - c. Third Offense ..... \$1,000.00

2. Administrative Penalty – in a 12 month time period
  - a. First Offense ..... \$100.00
  - b. Second Offense ..... \$200.00
  - c. Third Offense ..... \$500.00

## **SECTION 2. BUILDING FEES**

### **A. Laserfiche Fee**

1. For each sheet up to 8 ½" x 11" in size  
(At time of permit issuance) ..... \$.75 per sheet
2. For each sheet larger than 8 ½" x 11" in size..... \$1.50 per sheet
3. Copy of microfiche documents..... \$.25 per page

### **B. Permit Issuance Fees ..... \$70.00**

### **C. Building Permit Fees**

1. Building Permit fees based on valuation shall be collected according to the following schedule:

**TABLE A**

<u>Total Valuation</u>	<u>Fee</u>
\$1.00 to \$500.00.....	Fee of 10% of the permit valuation
\$501.00 to \$2,000.00.....	Fee of \$81.65 for the first \$500.00 plus \$3.05 for each additional \$100.00 or fraction thereof, to and including \$2000.00
\$2001.00 to \$25,000.00.....	Fee of \$127.40 for the first \$2,000.00 plus \$14.50 for each additional \$1,000.00 or fraction hereof, to and including \$25,000.00
\$25,001.00 to \$50,000.00.....	Fee of \$449.40 for the first \$25,000.00 plus \$10.10 for each additional \$1,000.00 or fraction thereof, to and including \$50,000.00
\$50,001.00 to \$100,000.00.....	Fee of \$701.90 for the first \$50,000.00 plus \$7.00 for each additional \$1,000.00 or fraction thereof, to and including \$100,000.00
\$100,001.00 to \$500,000.00.....	Fee of \$1,051.90 for the first \$100,000.00 plus \$5.60 for each additional \$1,000.00 or fraction thereof, to and including \$500,000.00
\$500,001.00 to \$1,000,000.00.....	Fee of \$3,291.90 for the first \$500,000.00 plus \$4.75 for each additional \$1,000.00 or fraction thereof, to and including \$1,000,000.00
\$1,000,000.00 and up.....	Fee of \$5,666.90 for the first \$1,000,000.00 plus \$3.65 for each additional \$1,000.00 or fraction thereof

2. Building valuation data sheet shall be used in conjunction with the fee schedule established in Section 2.C.1. The source of that sheet shall be the most current Building Valuation Data posted and updated bi-yearly on the website of the International Code Council website: <http://www.iccsafe.org>.



3. General Plan and Geographic Information System Update - Surcharge of \$.0015 x value of building levied with building permit.

4. Miscellaneous Valuation Table

- a. Pool Fee
  - 1) Swimming Pool .....\$3,000.00 + \$13.50 per sq. ft.  
+ \$550.00 for heater
  - 2) Spa .....\$1,400.00 + \$11.25 per sq. ft.  
+ \$550.00 for heater
- b. Patio Fee
  - 1) Open ..... \$11.25 per sq. ft.
  - 2) Screened..... \$22.50 per sq. ft.
- c. Fences & Block Walls .....\$22.50 linear ft.
- d. Signs
  - 1) Free Standing .....\$33.75 per sq. ft. (each face) + \$300.00
  - 2) Wall Signs ..... \$22.50 per sq. ft.
- e. Roofing
  - 1) Composition & Gravel ..... \$101.25 per sq.
  - 2) Composition Shingles ..... \$101.25 per sq.
  - 3) Wood Shingles..... \$146.25 per sq.
  - 4) Wood Shakes.....\$207.50 per sq.
  - 5) Clay Tile ..... \$270.00 per sq.

5. Plan Check Fees

- a. Valuation exceeds \$1,000.00 and a plan is required .....  
..... 65% of the building permit fee
- b. Mechanical, Electrical, or Plumbing when a plan or other data is required to be submitted for such work ..... 65% of the total permit fee (excluding initial permit fees)
- c. Expedited Plan Check.....  
.....Additional 50% of standard plan check fee

**EXCEPTION:** The expedited plan check fee shall be waived by the Building Official in the case of reconstruction due to a disaster-related occurrence.

6. Miscellaneous Fees

- a. Swimming Pool Fee ..... Table A, Based on Valuation
- b. Spa Fee ..... Table A, Based on Valuation
- \*Public Works Bond for Damages to Public Improvements.. \$385.00
- \*Public Works Street Permit/Rubbish Container ..... \$25.00
- c. Patio Fee..... Table A, Based on Valuation
- d. Fences and Block Walls..... Table A, Based on Valuation
- e. Sign Fee..... Table A, Based on Valuation
- f. Roofing Fee ..... Table A, Based on Valuation
- g. Sandblasting ..... \$.06 per sq. ft. of wall face surface
- h. Tent Fee - Up to 1,000 sq. ft. .... \$38.00
- Each additional 1,000 sq. ft. or fraction thereof..... \$12.75
- i. Renewal of Expired Permits - a fee of ½ the total amount for a new permit for such work, provided no changes have been made or will be made in the original plans and specifications for such work; and provided that such suspension or abandonment has not exceeded one full year, in which case a full fee shall be required.
- j. Temporary Certificate of Occupancy..... \$64.00
- k. Demolition Permit Fee.... Table A, Contract price for demolition work
- l. Moving Permit Fee..... Table A, Valuation based on contract price  
(Special investigative fee required)
- m. Contractor Business License Fee ..... \$207.00
- n. Deputy Inspector Contractor Business License Fee ..... \$16.00
- o. Standard Residential Photo-Voltaic Installation Fee ..... no fee

7. Special Service Fees

- a. Charged for a special inspection by a City Building Inspector
- | <u>Affected Floor Area</u>                               | <u>Fee</u> |
|--|------------|
| 0-2,500 sq. ft. ....                                     | \$190.00   |
| 2,501-5,000 sq. ft. ....                                 | \$380.00   |
| 5,001-7,500 sq. ft. ....                                 | \$575.00   |
| 7,501-10,000 sq. ft. ....                                | \$765.00   |
| Each additional 10,000 sq. ft. or fraction thereof ..... | \$200.00   |
- b. Non-Business Hour Inspections –requested by a permittee .....  
..... \$60.00 per hour plus all other fees (minimum one hour)
- c. Excessive Inspections – for inspections determined by the Building Official to be excessive and beyond at least one re-inspection of an item of work caused by faulty workmanship or work not ready for inspection at time of request ..... \$50.00 per hour per inspection
- d. Additional Plan Check Review by changes, additions, or revisions to approved plans ..... \$50.00 per hour (minimum one hour)
- e. Inspection for any change of occupancy classification, use type (as indicated in Table 5a of the Uniform Building Code) or certification of compliance with Building Codes and ordinances not otherwise provided for above ..... \$100.00 per inspection
- f. Inspections for which no fee is specifically indicated .....  
..... \$40.00 per ½ hour (minimum ½ hour)

8. Electrical Code Fees

- a. Electrical Services
- 1) Each service switch 300 volts or less..... \$.018/amp.
  - 2) Each service switch 301 to 600 volts ..... \$.05/amp.
  - 3) Each service switch over 600 volts ..... \$.090/amp.
- b. Electrical Systems in new structures or building additions – the following fees shall apply to electrical systems contained within or on any new structure, including new additions to existing structures
- 1) \$.00640 per sq. ft.
    - a) Warehouse – that part which is over 5,000 sq. ft.
    - b) Storage garages where no repair work is done
    - c) Aircraft hangers where no repair work is done
  - 2) \$.01375 per sq. ft.
    - a) Residential accessory buildings attached or detached such as garages, carports, sheds, etc.
    - b) Garages and carports for motels, hotels, and commercial parking
    - c) Warehouses up to and including 5,000 sq. ft.
    - d) All other occupancies not listed, area that is over 5,000 sq. ft.
  - 3) \$.028 per sq. ft. - for all other occupancies not listed up to and including 5,000 sq. ft.
  - 4) \$.0028 per sq. ft. - for temporary wiring during construction
- c. Temporary Service
- 1) Temporary for construction service, including poles or pedestals.....\$17.00 each
  - 2) Approval for temporary use of permanent service equipment prior to completion of structure or final inspection..\$17.00 each
  - 3) Additional supporting poles.....\$5.00 each
  - 4) Temporary service for decorative lighting, Christmas sales lot, etc. ....\$9.00 each
- d. Miscellaneous
- 1) Area lighting standards up to and including
    - 10 on a site .....\$5.00 each
    - Over 10 on a site.....\$2.50 each
  - 2) Private residential swimming pools including supply wiring, lights, motors and bonding.....\$34.00 each
  - 3) Commercial swimming pools ..... \$68.00
  - 4) Inspection for reinstallation of idle meter (removed by utility company) .....\$12.75 each

- e. Illuminated Signs, New, Relocated, or Altered
- | Square Feet                  | Fee                |
|------------------------------|--------------------|
| Up to and including 5 .....  | \$12.75            |
| Over 5, not over 25 .....    | \$15.25            |
| Over 25, not over 50 .....   | \$20.50            |
| Over 50, not over 100 .....  | \$28.00            |
| Over 100, not over 200 ..... | \$30.50            |
| Over 200, not over 300 ..... | \$38.25            |
| Over 300 .....               | \$1.25 per sq. ft. |
- f. Overhead Line Construction - poles and anchors .....\$5.00 each
- g. Alternate Fee Schedule
- 1) Alterations, additions and new construction where no structural work is being done or where it is impractical to use a square footage schedule; convert to units as follows, charging .....\$3.80 each unit
  - 2) For each 5 outlets or fraction thereof where current is used or controlled .....charged - 1 unit
  - 3) For each 5 lighting fixtures or fraction thereof where current is used or controlled .....charged - 1 unit
  - 4) For multi-assembly (festoon type plug mold etc.) - each 20 feet or fraction thereof.....1 unit
- h. Power Apparatus
- For equipment rated in horsepower (HP), kilowatts (KW), or kilovolt-amperes (KVA), the fee for each motor, transformer, and/or appliance shall be
- | Unit                           | Fee     |
|--------------------------------|---------|
| 0 to 1 .....                   | \$3.85  |
| Over 1 and not over 10 .....   | \$8.50  |
| Over 10 and not over 50 .....  | \$17.00 |
| Over 50 and not over 100 ..... | \$34.00 |
| Over 100, each .....           | \$51.00 |

**NOTE:** For equipment or appliances having more than one motor or heater, the sum of the combined ratings may be used to compute the fee. These fees include all switches, circuit breakers, contractors, relays and other directly related control equipment.

- j. Other Inspections and Fees
- 1) Inspections outside of normal business hours .....Section 2.C.7
  - 2) Re-inspection .....Section 2.C.7
  - 3) Additional Plan Check Review .....Section 2.C.5
  - 4) Miscellaneous apparatus, conduits, and conductors for electrical apparatus, conduits and conductors for which a permit is required but for which no fee is herein set forth.....\$12.50
9. Plumbing Code Fees
- a. Miscellaneous Services
- 1) Plumbing fixture or trap or set of fixtures on one trap (including water, drainage piping and back flow protection) .....\$7.00 each
  - 2) Building sewer and trailer park sewer .....\$15.00 each
  - 3) Rainwater system - per drain (inside building) .....\$7.00 each
  - 4) Cesspool (where permitted) .....\$25.00 each
  - 5) Private sewage disposal system .....\$40.00 each
  - 6) Water heater and/or vent .....\$7.00 each
  - 7) Gas piping system of 1 to 5 outlets .....\$5.00 each
  - 8) Additional gas piping system per outlet.....\$1.25 each
  - 9) Industrial waste pre-treatment interceptor, including its trap and vent, except kitchen type grease interceptors functioning as fixture traps .....\$7.00 each
  - 10) Water piping and/or water treating equipment - installation, alteration or repair.....\$7.00 each
  - 11) Drainage, vent repair or alteration of piping .....\$7.00 each
  - 12) Lawn sprinkler system or any one meter including back flow protection devices .....\$7.00 each

Resolution Number 6272

- 13) Atmospheric type not included in Item 12
    - a) 1 to 5..... \$7.00
    - b) 6 or more..... \$1.00
  - 14) Back flow protective devices other than atmospheric type vacuum breakers
    - a) 2 inch diameter or less..... \$7.00
    - b) Over 2 inch diameter..... \$15.00
  - 15) Gray water system .....\$40.00 each
  - 16) Reclaimed water system initial installation and testing .....  
.....\$30.00 per hour
  - 17) Reclaimed water system annual cross-connection testing (excluding initial test) ..... \$30.00 per hour
  - b. Other Inspection and Fees
    - 1) For inspection outside of normal business hour ..Section 2.C.7
    - 2) For re-inspection .....Section 2.C.7
    - 3) For additional plan review .....Section 2.C.7
  - c. Sewer connection permit fee..... up to \$25.00
10. Mechanical Code Fees
- a. Miscellaneous Services
    - 1) Forced air or gravity-type furnace or burner, including ducts and vents attached to such appliance - each installation or relocation  
To and including 100,000 BTU/H ..... \$13.25  
Over 100,000 BTU/H ..... \$16.25
    - 2) Floor furnace, including wall heater or floor-mounted unit heater- each installation or relocation ..... \$13.25
    - 3) Suspended heater, recessed wall heater or floor mounted unit heater - each installation, relocation or replacement..... \$13.25
    - 4) Appliance vent installed and not included in an appliance permit – each installation, relocation or replacement ..... \$6.50
    - 5) Heating appliance, refrigeration unit, cooling unit, absorption unit – each repair, alteration or addition to and including 100,000 BTU/H ..... \$12.25
    - 6) Boiler or compressor to and including three horsepower, or absorption system to and including 100,000 BTU/H ..... \$13.25  
Installation or relocation
    - 7) Boiler or compressor over three horsepower to and including 15 horsepower, or each absorption system over 100,000 BTU/H and including 500,000 BTU/H ..... \$24.25  
Installation or relocation
    - 8) Boiler or compressor over 15 horsepower to and including 30 horsepower, or each absorption system over 500,000 BTU/H to and including 1,000,000 BTU/H ..... \$33.25  
Installation or relocation
    - 9) Boiler or compressor over 30 horsepower to and including 50 horsepower, or each absorption over 1,000,000 BTU/H to and including 1,750,000 BTU/H ..... \$49.50  
Installation or relocation
    - 10) Boiler or refrigerator compressor over 50 horsepower, or each absorption system over 1,750,000 BTU/H ..... \$82.75  
Installation or relocation
    - 11) Air-handling unit to and including 10,000 cubic feet per minute, including ducts attached thereto ..... \$9.50 each

**NOTE:** This fee shall not apply to an air-handling unit that is a portion of a factory assembled appliance, cooling unit, evaporative cooler or absorption unit for which a permit is required elsewhere in this Resolution.

- 12) For each air handling unit over 10,000 CFM.....\$16.15 each
- 13) For each evaporative cooler other than portable type.....  
.....\$9.50 each

- 14) For each ventilation system which is not a portion of any heating or air conditioning system authorized by a permit .....\$9.50 each
- 15) For each ventilation fan connected to a single duct .....\$6.50 each
- 16) For the installation or relocation of each domestic type incinerator .....\$16.25 each
- 17) For the installation of each hood that is served by mechanical exhaust, including ducts for such hood .....\$9.50 each
- 18) For the installation or relocation of each commercial or industrial type incinerator .....\$66.50 each
- 19) For each appliance or piece of equipment regulated by the California Mechanical Code but not classified in other appliance categories or for which no other fee is listed in this Code .....\$9.50 each
- 20) Duct extensions, other than those attached .....\$5.00 each
- 21) Permit fees for fuel-gas piping shall be as follows when Chapter 12 of the California Plumbing Code is applicable
  - a) For each gas piping system of 1 to 4 outlets ..... \$5.50
  - b) For each gas-piping system of 5 or more outlets ..... \$1.00 per outlet
- b. Other Inspection Fees
  - 1) After normal hour inspection ..... Section 2.C.7
  - 2) Re-inspection ..... Section 2.C.7
  - 3) Additional Plan Reviews ..... Section 2.C.5
11. Refunds  
 If construction has not commenced, a refund of 80% of the permit will be returned when permits are cancelled at the request of the permittee. No permit fee will be refunded for any permit that has expired. No refund will be made of the plan check fee when the plan check service has been performed. A refund of 80% of the plan check fee will be returned if the plan check service has not been performed.

#### D. Construction Excise Tax

1. Rates
  - a. Residential Units
 

Type	Fee
Single Family .....	\$85.00
Duplex (each).....	\$85.00
Apartment (each) .....	\$62.50
Bachelor (each).....	\$62.50
Mobile Home Space (each).....	\$51.00
  - b. Commercial - per square foot ..... \$0.05
  - c. Industrial - per square foot ..... \$0.05
2. Delinquency Charge..... 25% of tax plus interest cost of 1.00% per month

#### E. Environmental Reserve Tax – For new residential living unit construction

1. Conforming unit – first three floors ..... \$.15 per sq. ft.
2. Non-conforming unit – first three floors ..... \$.35 per sq. ft.

#### F. Non-Subdivision Park and Recreation Fees

1. Single-Family Dwelling - A fee of **\$10,000** is imposed upon the construction and occupancy of each single-family dwelling, which results in a net increase to the City's housing stock. Said fee is imposed to offset impacts to the City's existing park and recreation facilities caused by the additional single-family dwelling.
2. Other Residential uses - A fee of **\$5,000** is imposed upon the construction and occupancy of each residential dwelling unit, other than a single-family dwelling, which results in a net increase in the City's housing stock. Said fee is imposed to offset impacts to the City's existing park and recreation facilities caused by the additional dwelling unit.

**G. Recycling and Diversion of Construction and Demolition Waste Program**

1. Administrative fee.....\$0.05 sq. ft. of Covered Project
2. Fee deposit .....\$1.00 sq. ft. of Covered Project
3. Residential re-roof permits (only) fee deposit..... \$500.00
4. Administrative fee for residential re-roof permits..... \$40.00

**SECTION 3. PLANNING FEES**

The following fees are charged to individuals submitting the described requests to the City Community Development Department. Payment in full is required before issuance of necessary Grading, Building, Plumbing, Electrical, Mechanical, or any other appropriate permit.

**A. Filing Fees**

1. Conditional Use Permit ..... \$1,250.00
2. Variance ..... \$1,250.00
3. Zone Change ..... \$3,000.00
4. General Plan Amendment..... \$3,000.00
5. Planned Unit Development ..... \$2,750.00
6. Minor Use Permit ..... \$500.00
7. Major Site Plan Review ..... \$1,000.00
8. Concept Approval (Coastal) ..... \$150.00
9. Specific Plan ..... \$10,000.00
10. Appeal - Non-Public Hearing Matters..... \$200.00
11. Appeal - Public Hearing ..... \$1,000.00
12. Pre-Application Conference ..... \$200.00
13. Property Profile ..... \$125.00
14. Planning Commission Interpretation ..... \$400.00
15. Sober Living Investigation Fee..... \$500.00
16. Tentative/Final Parcel Map ..... \$1,250.00
17. Tentative/Final Tract Map ..... \$2,000.00
18. Special Events:
  - a. 1 event per application ..... \$150.00
  - b. 2 events per application ..... \$225.00
  - c. 3 - 4 events per application ..... \$325.00
  - d. 5 - 6 events per application ..... \$425.00

**B. Environmental Fees/Deposit**

1. Minor Environmental Assessment (Categorical Exemption) ..... \$50.00
2. Major Environmental Assessment (Initial Study) .....  
..... Actual Processing Costs - \$500.00 deposit
3. Negative Declaration..... Actual Processing Costs - \$1,800.00 deposit
4. Environmental Impact Report.....  
..... Actual Processing Costs - \$20,000.00 deposit

**NOTE:** Regarding the asterisked items (C\*, D\*, & E\*) below: These items will be reviewed by the Public Works Department and proposed fee changes will be submitted at a later date.

**\*C. Transportation Facilities and Programs Development Fees**

<u>Land Use Type</u>	<u>Fee/Unit</u>
Shopping Center (up to 175,000 sq. ft.)...	\$12.15 per sq. ft. of gross leasable area
Shopping Center (over 175,000 sq. ft.).....	\$3.77 per sq. ft. of gross leasable area
General Office Building.....	\$4.12 per sq. ft. of gross leasable area
Quality Restaurant.....	\$9.33 per sq. ft. of gross floor area
Hotel.....	\$860.67 per room or suite
Single Family Detached Housing .....	\$1,452.21 per dwelling unit
Multi Family Attached Housing (Apartment) .....	\$952.99 per dwelling unit
Multi Family Attached Housing (Condominium).....	\$783.00 per dwelling unit
City Park.....	\$4,754.82 per acre
Other Land Use Types .....	\$1,547.46 per PM peak hour trip generated

**\*D. Transportation Facilities and Programs Development Application Fee**

<u>Land Use Type</u>	<u>Fee/Unit</u>
Shopping Center (up to 175,000 sq. ft.).....	\$1.81 per sq. ft. of gross leasable area
Shopping Center (over 175,000 sq. ft.).....	\$.55 per sq. ft. of gross leasable area
General Office Building.....	\$.59 per sq. ft. of gross leasable area
Quality Restaurant.....	\$1.39 per sq. ft. of gross floor area
Hotel.....	\$121.51 per room or suite
Single Family Detached Housing .....	\$216.62 per dwelling unit
Multi Family Attached Housing (Apartment) .....	\$142.02 per dwelling unit
Multi Family Attached Housing (Condominium).....	\$118.58 per dwelling unit
City Park.....	\$706.21 per acre
Other Land Use Types .....	\$215.21 per PM peak hour trip generated

**\*E. Main Street Specific Plan Zone In - Lieu Parking Fees**

The following per space in-lieu parking fee is hereby established for uses on commercially zoned parcels located within the Main Street Specific Plan Zone

1. \$3,500.00 fee per deficient space for all such uses established on or after September 1, 1996. Such fee shall be calculated by multiplying the number of parking spaces required, for the use that is not provided either on-site or within 300 feet of the parcel on which the use is situated, by \$3,500.00.
2. An annual fee of \$100.00 per deficient space for all such uses established prior to September 1, 1996 which are currently operating under an existing land-use entitlement wherein as a condition of approval the applicant agreed to participate in the City's in lieu parking program, except for those uses governed by Section 3 hereinafter. Such annual fee shall be calculated by multiplying the number of parking spaces required, for the use that is not provided either on-site or within 300 feet of the parcel on which the use is situated, by \$100.00.
3. For all such uses established prior to September 1, 1996 pursuant to a development agreement wherein the applicant agreed to participate in the City's in lieu parking program, the fee per deficient space shall be as specified in the applicable development agreement for the subject property.

**SECTION 4. POLICE FEES****A. Alarm System Application Fees**

The following will be charged for alarm system applications (July 1 - June 30):

1. Indirect Alarm - Business Permit..... \$36.00
2. Indirect Alarm - Resident Permit .....
3. False Alarm - penalties will be assessed in the event of the following:
 

<u>Per Call</u>	<u>Fee</u>
1st and 2nd false alarms .....	No Charge
3rd false alarm .....	\$51.00
4th false alarm .....	\$77.00
5th false alarm .....	\$127.00
6 or more false alarms .....	\$179.00 each

**B. Animal Control Fees**

1. Animal licenses pursuant to Section 7.05.040.A of the Code
  - a. Dog .....unaltered \$66.00; altered \$12.00
  - b. Sr. Citizen Discount..... 50%
2. Impound of small animals (cats, dogs, etc.): Seal Beach Animal Care Center
  - a. Impound Fee..... \$26.00
  - b. Daily Care and Feed .....
3. Quarantine of small animals:
  - a. Impound Fee..... \$46.00
  - b. Daily Care and Feed .....
4. Quarantine on owner's property..... \$26.00



Resolution Number 6272

5. Veterinary Services:
  - a. Rabies Vaccination ..... Actual Cost
  - b. Relative Value unit ..... Actual Cost
  - c. Other procedures (x-ray, lab, etc.) ..... Actual Cost
  - d. Medical or surgical care ..... Actual Cost
  - e. Euthanasia (request by owner) ..... \$25.00 plus actual cost
6. Dog Park Fees:
  - a. Non-resident use – annual fee – altered dog ..... \$12.00
  - b. Non-resident use – annual fee – unaltered dog ..... \$28.00
  - c. Failure to lock gate ..... \$51.00
  - d. Exceeding 3 dog limit in park – per additional dog ..... \$26.00
  - e. Attack/bite or attempt on any person or dog ..... \$31.00
  - f. Vicious animal by definition ..... \$51.00
  - g. A quarantined animal ..... \$77.00
  - h. Failure to remove feces ..... \$26.00
7. Non-domestic Animal:
  - a. Permit ..... \$46.00

**NOTE:** Beach Parking Services Fees (C\*\*, below) and Parking Violations Fees (Section L\*\*, page 20) will be revised upon the completion of the Parking Master Study Plan.

**\*\*C. Beach Parking Services**

1. Beach parking lots daily rates
  - a. Automobiles/motorcycles ..... \$6.00
  - b. Buses, motor homes, and other vehicles over 25 Feet .....  
..... \$6.00 per space used
  - c. Rates for automobiles/motorcycles parking after 6:00 p.m. .... \$2.00
  - d. Rates for vehicles over 25 feet, parking after 6:00 p.m. ....  
..... \$2.00 per space used
2. Annual parking passes, for day use only, entitles the holder to daily parking in any beach lot and valid twelve months from date of purchase
  - a. Seal Beach residents ..... \$100.00
  - b. Non-residents ..... \$150.00
  - c. Non-resident senior citizen with annual gross income less than \$30,000 annual beach pass ..... \$75.00
  - d. Resident senior citizen with annual gross income less than \$30,000 annual beach pass ..... \$60.00

\*Senior citizens age 62 must provide proof of annual income.

**NOTE:** The annual beach-parking pass does not include buses, motor homes, and vehicles over 25 feet in length. The passes do not cover trailers attached to vehicles.

3. Disabled parking - any disabled person displaying special identification license plates issued under California Vehicle Code Section 5007 or a distinguishing placard issued under California Vehicle Code Section 22511.55 or 22511.59 shall be allowed to park in the 1st, 8th and 10th Street ocean-front Municipal Parking Lots without being required to pay parking fees. The disabled parking exemption is only for vehicles under 25 feet in length and does not cover trailers, campers and or fifth wheelers attached to the vehicle. If more than one parking space is used the regular daily beach use charge must be paid for the second space used.
4. Miscellaneous Rate Information:
  - a. The City Manager is authorized to charge amounts less than the rates specified, for certain days or certain times of day, if he or she determines that a lower rate is appropriate.
  - b. Beach rates may fluctuate seasonally and may vary with times of the day. In no event shall the rates exceed \$6.00 per automobile.
  - c. Use and fees for beach parking for special events are subject to arrangements through AMPCO parking.
  - d. Electric Vehicle charging station fee ..... \$3.37 per hour



**D. Citation Sign-off .....\$15.00 for each sign-off****E. Fingerprint Cards**

1. Resident ..... \$10.00
2. Non-resident ..... \$20.00

**F. Parking Stickers**

The following fees are charged for annual parking permits:

1. Resident ..... \$14.00
2. Guest ..... \$17.00
3. Business ..... \$41.00

**NOTE:** Permits are issued each fiscal year (July 1st through June 30th) and are not prorated.

**G. Passport**

A \$30.00 fee will be charged for the preparation of a letter attesting to an individual's lack of criminal contact with the Seal Beach Police Department that will be used to obtain a passport.

**H. Photographs**

1. Digital reprints or digitally scanned photos ..... \$25.00 plus actual costs
2. Digital audio file reproduction ..... \$25.00 plus actual costs
3. Video file reproduction ..... \$25.00 plus actual costs
4. Reprints of 35 mm photos ..... \$25.00 plus actual costs

**I. Traffic Collision Reports**

The following fees will be charged for copies of all investigative reports performed on traffic collisions:

1. Non-resident ..... \$40.00
2. Resident ..... \$10.00
3. Miscellaneous Police Reports ..... \$10.00

**J. Vehicle Storage**

1. Copy of signed vehicle storage release form ..... \$82.00
2. Copy of signed vehicle impound release and administrative overhead associated with a 30 day impound ..... \$184.00

**K. Massage Technician Permit Background Check**

An application fee of \$511.00 will be charged for the investigation and report required for a massage technician permit.

**NOTE:** Beach Parking Services Fees (Section \*\*C) and Parking Violations Fees (Section L\*\*) will be revised upon the completion of the Parking Master Study Plan.

**\*\*L. Parking Violation Fees**

Section	Violation	Proposed Fee
21113 (A) CVC	SCHL/PUB PROP-FAIL OBEY RSTRCT	43.00
21211 (A) CVC	PARKED IN BIKE LANE	43.00
22500.1 CVC	FIRE LANE	68.00
22500 (A) CVC	PARKED IN INTERSECTION	43.00
22500 (B) CVC	PARKED ON CROSSWALK	43.00
22500 (E) CVC	BLOCKING DRIVEWAY	43.00
22500 (F) CVC	PARKED ON/ACROSS SIDEWALK	43.00
22500 (H) CVC	DOUBLE PARKING	43.00
22500 (I) CVC	PRKD IN BUS STOP/LOADING ZONE	308.00
22500 (K) CVC	PKG PROHIB-STATE HIWAY BRIDGE	43.00
22502 (A) CVC	PARALLEL AND/OR WITHIN 18"	43.00
22505 (B) CVC	NO PARKING - STATE HIGHWAY	43.00

Section	Violation	Proposed Fee
22507.8(A) CVC	HANDICAPPED PARKING ONLY	308.00
22507.8 (B-C)CVC	OBSTRUCTION OF DISABLED SPACE	308.00
22507.8 (C) CVC	OBSTRUCTION OF DISABLED SPACE	308.00
22514 CVC	FIRE HYDRANT	68.00
22515 (A) CVC	UNAT VEH W/ENGINE RUNNING	43.00
22522 CVC	PARKING - ACCESS RAMP	308.00
22523 CVC	ABANDONED VEHICLE	108.00
26708 (A) CVC	OBSTRUCTED VIEW THRU WNDSHLD	43.00
26710 CVC	DEFECTIVE WINDSHIELD	33.00
27155 CVC	GAS CP RQ/\$10 PRF OF CO	43.00
27465 (B) CVC	UNSAFE TIRES-\$10 W/PRF 21 DAYS	33.00
4000 (A) CVC	EXP REG/\$10 W/PRF CORR	68.00
4462.5 CVC	PRESENTING FALSE REGISTRATION	64.00
4462 (B) CVC	DISPLAY FALSE REGISTRATION	108.00
4464 CVC	ALTERED LICENSE PLATE	68.00
5200 CVC	MSG PLT-\$10 W/PRF CORR	43.00
5201 (E) CVC	PLT COV/\$10 W/PRF CORR	43.00
5204 (A) CVC	MISSING TAB-CORR AND PYMT REQ	43.00
8.15.010 (C) SBMC	FAILURE TO OBEY PSTD SIGNS	43.00
8.15.010 SBMC	NO PARKING CERTAIN AREAS	43.00
8.15.010 (D & F) SBMC	PKD OVER WHITE LINE-TRAFF HAZ	43.00
8.15.020 SBMC	FAIL TO PARK IN MARKED STALL	43.00
8.15.025 SBMC	72 HOUR PARKING	43.00
8.10.105 SBMC	PKG/DRIVING ON PRIVATE PROP	43.00
8.15.055 SBMC	SHORT TERM PARKING ZONES	43.00
8.15.065 SBMC	CITY PROPERTY	43.00
8.15.070 SBMC	CURB MARKINGS	43.00
8.15.080 SBMC	PKD IN OR OBSTRUCTING ALLEY	43.00
8.15.085 SBMC	PRKNG OF OVERSIZED VEH	43.00
8.15.090 SBMC	ILLEGAL COMM VEH PKG	68.00
8.15.100 SBMC	SURFSIDE COLONY FIRE HYDRANT	43.00
8.15.105 SBMC	PARKING METER ZONES	43.00
8.15.115 SBMC	DIAG PKG/FRT WHEEL XCS OF 6"	43.00
8.20.010 (b)SBMC	PARKED WITHOUT PAYING	43.00
8.20.010 (c)SBMC	PERMIT MUST BE DISP PROPERLY	43.00
8.20.015(A) SBMC	NO PKG MARINA W/O PERMIT	43.00
8.20.015(B) SBMC	NO CMPR/REC VEH/BOAT MARINA	43.00

**M. Firearm Safe Keeping Storage.....\$66.00 per 6 months**

**N. Booking Fee..... \$259.00**

#### **SECTION 5. PUBLIC WORKS FEES**

##### **A. Plots Copies**

1. First sheet (24" x 36")..... \$5.00
2. Additional sheets (24" x 36") ..... \$2.00 per sheet
3. Color Plots (24" x 36") ..... \$8.00 per sheet

**B. Subdivision Plan Check Tentative Map..... \$600 minimum deposit**

**NOTE:** If additional lots are added, the deposit shall be increased by \$50.00 for the first five parcels, lots or units and \$20.00 for each additional after the first five. If a revised map is substituted for an approved or conditionally approved map, the deposit shall be increased for processing the revised maps. [Following staff review, the City may require an additional cash deposit estimated by the City Engineer or Community Development Director to sufficiently cover the actual cost of any private consulting firm used by the City in the technical review of the tentative map submittals or in preparation of the EIR.]

### C. Final Filing Map

1. Final Subdivision Map Filing ..... \$175.00

**NOTE:** The Orange County Surveyor's Office will also require a fee deposit in an amount established by that office to cover the costs of the boundary check of the final map.

2. Final Map Plan Check..... \$600.00 minimum deposit plus \$50.00 per parcel, lot or unit plus time and materials
3. Final Map Construction ..... Minimum deposit determined by engineering division by estimating 5% of construction costs plus time and materials

**NOTE:** The deposit shall cover all actual costs for plan check, construction engineering, management and inspection for all required public improvements by City and/or private consulting firms. All deposits must be paid before the City Council approves the final map. All actual costs must be paid before acceptance of the public improvement and release of the subdivision bonds.

4. Lot Line Adjustment:
  - a. Lot line adjustment.....\$150.00 each
  - b. Certificate of Compliance.....\$150.00 each
  - c. Map checking..... \$350.00  
(minimum deposit plus time and materials)
  - d. Appeal of denial within 15 days of date of mailing of notice of action by City ..... \$100.00
5. Parcel Map Waiver
  - a. Certificate of Compliance..... \$200.00  
(plus all required tentative map fees)
  - b. Minimum deposit for review and plan check, and accompanying materials by City, City Attorney and /or private consulting firms ..... \$500.00 plus time and materials

### D. Plan Check and Review

1. Grading/Drainage Plan Check (Single Family)..... \$700.00  
(per review, plus time, and materials)

**NOTE:** Minimum deposit to cover cost of reviewing plans, hydrology, and hydraulics for construction of one new single family residential home. Additional deposits are required for applicant changes, revisions, additions to the plans or if more than 3 plan checks are necessary.

2. Grading/Drainage Plan Check ..... Minimum deposit\*  
(plus time and materials)

**NOTE:** Minimum deposit to cover cost of reviewing plans, hydrology, and hydraulics for all other types of construction that require a grading permit. Additional deposits are required for applicant changes, revisions, additions to the plans or if more than \*Minimum deposit shall be established by Engineering based upon size and scope of project.

3. Public and Utility Improvements Plan Check..... Minimum deposit\*  
(plus time and materials)

**NOTE:** For other than one Single Family Residential, plan checks will be billed on a time and material. \*A minimum deposit will be collected from the developer in advance of any work performed and shall be established by Engineering based upon size and scope of project.

Resolution Number 6272

4. Traffic Control Plan Review .....\$150.00 (per application plus time and materials, including 1-hour minimum plan check)
5. WQMP Plan Check .....\$700.00 (minimum deposit)

**E. General Construction Permits**

1. Permit Issuance Fee (fee applies to all permits) .....\$20.00 each
2. Construction Parking Permit .....\$10.00 per day per space for parking in public right of way
3. Street Obstruction .....\$45.00 each application for placement of dumpster and storage in public right of way for a period of not more than 45 days
4. Encroachment Permit Costs and Plan Check .....\$120.00 minimum deposit per application plus time and materials

**NOTE:** Minimum deposit to cover costs for only sidewalk, curb and gutter, driveway approach, curb cores, dirt excavations in parkways, street cuts. Valuation of all work performed shall not exceed \$5,000.00 as determined by the Engineering Division. A cash deposit will be collected as determined by Engineering for the approximate value of the work as guaranty that the work is performed properly.

5. Water Quality/Pollution Prevention Inspection .....\$150.00 minimum deposit per application plus time and materials
6. Grading Permit Inspection Type A .....\$150.00 minimum deposit per application plus time and materials

**NOTE:** Minimum deposit to cover costs of inspection for one single-family residence in accordance with grading plan. For other than one single-family residence, inspection will be billed on a time and material basis. A minimum deposit will be collected from the developer in advance of any work performed and shall be established by Engineering based upon size and scope of project.

7. Utility Permits .....\$120.00 minimum deposit plus time and materials for each occurrence in public right of way

**NOTE:** Any work done by a Utility will be billed on a time and material basis. The minimum total deposit will be maintained in an account to cover costs of any work performed during the year. Additional deposits may be required depending upon the size and scope of the work.

8. Non-Standard Improvement .....\$220.00 filing fee

**NOTE:** If permit is approved, applicant shall also obtain a Class A public work permit.

9. Monitoring Well or Soil Boring (inspection deposit) .....\$160.00 minimum deposit per location plus time and materials for each occurrence in public right of way
10. Banner Permit (inspection deposit) .....\$40.00 fee

**NOTE:** Deposit does not include installation. Applicant must hire a licensed contractor to install the banner upon issuance of the permit and signing of the agreement.

11. Construction Scaffolding/Fencing .....\$45.00 fee each 25 ft. of location
12. Street Tree Removal Application .....\$90.00 filing fee
13. Street Tree Trimming (Inspection Deposit) .....\$75.00 minimum (plus time and materials for each occurrence in public right of way)
14. Street Closure Permit (Inspection Deposit) .....\$110.00 minimum (plus time and materials for each occurrence in public right of way)

**NOTE:** Applicants will need to hire their own traffic control contractor to supply and place barricades as well as post for no parking for street closures. City barricades may be used only upon written permission from the Public Works Department in specific instances. Barricades would be rented at current market rates (usually \$3.00 per barricade per day.) There will also be replacement charge for each non-returned or damaged barricade (\$55.00). For any street closure at a signalized intersection or that directly affects traffic on an arterial roadway, a traffic plan review will be required.

15. Street Closure (Refundable Guaranty)..... \$750.00 minimum deposit  
(for each block of street closed to cover clean up and/or damage costs)
16. City Crew Charge..... \$250.00 minimum charge  
(for any work performed by City crews)
17. Park Damage (Refundable Guaranty)..... \$750.00 minimum deposit  
(for use of parks or beach for special events. Larger deposits may  
be conditioned depending upon the size and the scope of the event)
18. Crane Permit (Inspection Deposit) ..... \$110.00 minimum deposit  
(plus time and materials for each occurrence in public right of way)

#### F. Sewer Utility Services

1. Inspection for Sewer Works for New Developments ..... Minimum deposit  
(plus time and materials)

**NOTE:** For other than one single-family residence, inspection will be billed on a time and material basis. A minimum deposit will be collected from the developer in advance of any work performed and shall be established by Engineering based upon size and scope of project.

2. Sewer Service Connection Inspection..... \$200.00 minimum deposit  
per application plus time and materials
3. Sewer Service Connection Charge - "Buy In"  
The fee is determined based on the size of the water service meter as applied to the sewer rates. Sewer rates are calculated using the value of the existing system that is not subject to replacement through the existing Capital Improvement Project (CIP) program and the total annual water use by sewer system customers in billing units. Beginning July 1, 2002 and every July 1 thereafter, the fee will automatically increase by an amount calculated using the following formula - multiply the most recent fee in effect by the percentage increase over the previous 12 months immediately preceding the most recent publication of the Engineering News Record of Construction Cost Index existing on July 1 of the year of the increase. The previous ENR Construction Cost Index was 8293. The ENR Construction Cost Index for June 2009 is 8578. Fees shall not decrease below the level of rates existing on July 1, 2002.

<u>Sewer Service Size</u>	<u>Residential</u>	<u>Commercial, Industrial, Gov't</u>
5/8", 3/4"	\$2,662.00.....	\$2,662.00
1"	\$3,163.00.....	\$5,115.00
1.5"	\$6,475.00.....	\$11,529.00
2"	\$9,076.00.....	\$20,898.00
3"	\$52,712.00.....	\$52,085.00
4"	\$77,517.00.....	\$131,452.00
6"	N/A.....	\$151,695.00
8"	N/A.....	\$531,517.00

4. Fats, Oils & Grease (FOG) Wastewater Discharge Permits
  - a. Permit issuance fee .....\$50.00 each
  - b. Grease control device lid inspection fee.....\$30.00 each
  - c. Best Management Practices (BMP) program inspection fee.....  
..... \$40.00 each visit  
(2/year for FSE's with grease control devices)  
(4/year for FSE's without grease control devices)
  - d. Grease Disposal Mitigation/Waiver Fee .....  
.....\$500.00 each annually (Sewer cleaning fee)
  - e. Non-compliance BMP inspection ..... \$40.00 each return visit
  - f. Non-compliance sewer cleaning fee ..... \$180.00 per hour
  - g. Non-compliance sewer video inspection fee ..... \$300.00 per hour

## Resolution Number 6272

**NOTE:** Any cost increases to the City, additional services, and materials provided by the City, not listed above such as spill response or additional sewer main line cleaning due to accumulation of FOG will be billed directly to the responsible party for actual costs incurred on a time and material basis. Any delinquencies, penalties, appeals, hearings, suspensions, revocations, violations, and enforcements are established by the FOG Ordinance. FSE's requesting a permit within a calendar year shall have the fees pro-rated on a month end basis.

### G. Water Utility Services

1. Water Service Connection Inspection ..... \$200.00 minimum deposit  
(per application plus time and materials)
2. Water Service Connection Materials ..... Actual cost  
(of any required materials and miscellaneous  
equipment for meter plus 20% administration)
3. Water Works Inspection for New Developments .....  
minimum deposit plus time and materials

**NOTE:** For other than one single-family residence, inspection will be billed on a time and material basis. A minimum deposit will be collected from the developer in advance of any work performed and established by Engineering based upon size and scope of project.

4. Meter Testing Deposit \$100.00 per test (refundable if meter is inaccurate)
5. Hydrant Water Meter Installation ..... \$125.00  
(to cover cost for labor, materials and  
equipment per each move or location)
6. Hydrant Water Meter Deposit ..... \$600.00 minimum deposit

**NOTE:** Water shall be billed against deposit. If cash balance drops below \$500.00, an additional deposit will be required.

7. Fire Hydrant Flow Test ..... \$250.00 minimum deposit  
(per each application plus time and materials)
8. New Water Service Connection Charge - "Buy In"  
For services that have never been connected or paid into the system, fees are calculated using the value of the existing system that is not subject to replacement through the existing Capital Improvement Project (CIP) program and the total annual water use by system customers in billing units. Beginning July 1, 2002 and every July 1 thereafter, the fee will automatically increase by an amount calculated using the following formula - multiply the most recent fee in effect by the percentage increase over the previous 12 months immediately preceding the most recent publication of the Engineering News Record of Construction Cost Index existing on July 1 of the year of the increase. The previous ENR Construction Cost Index was 8293. The ENR Construction Cost Index for June 2009 is 8578. Fees shall not decrease below the level of rates existing on July 1, 2002.

<u>Water Service Size</u>	<u>Residential</u>	<u>Commercial, Industrial, Gov't</u>
5/8", 3/4"	\$4,440.00	\$4,440.00
1"	\$5,128.00	\$8,201.00
1.5"	\$12,612.00	\$19,739.00
2"	\$13,516.00	\$36,058.00
3"	\$94,426.00	\$61,466.00
4"	\$248,958.00	\$329,141.00
6"	NA	\$362,968.00
Greater than 6"	Connection charges shall be determined by the City Engineer and approved by Council at the time of development or request.	

### H. Transportation Permits - Oversize load permits ..... \$16.00 per application

### I. Call Outs

For emergency or after hour call outs for public right of way or utility work performed due to action of responsible party, a \$250.00 minimum plus time and materials will be charged.

- J. Multiplier** .....20% multiplier  
will be used when calculating costs to cover administrative overhead for Public Works staff.

**K. Miscellaneous**

1. Hourly Rates
  - a. City Forrester/Arborist.....\$80.00 per hour
  - b. City Traffic Engineer (Reg.).....\$175.00 per hour
  - c. Utilities Engineer (Reg.) .....\$170.00 per hour
  - d. Development Coordinator (Reg.) .....\$165.00 per hour
  - e. Project Inspector .....\$125.00 per hour
  - f. Construction Engineer (Reg.).....\$145.00 per hour
2. City Engineer Variance Fee ..... \$475.00

**NOTE:** All minimum deposits established above must be paid at the time of submittal of applications. The deposits shall cover the actual cost including but not limited to review, plan check, administration, coordination and construction administration, inspection and engineering by City, private consulting firms and/or outside contractors. Additional deposits will be collected if initial deposits are insufficient to cover actual costs. Any excess deposits over minimum amount will be returned to the applicant.

Plan Check deposits for water, sewer, street, utility company work with pipeline/conduit lengths greater than 250', traffic signals, etc. are estimated per the following: \$720.00 (8 hrs) for the first two sheets (includes general note/title sheet) and \$270.00 (3 hrs) for each additional sheet. Plans must be 24" by 36" (22" by 34") and 1" = 40' scale without exception. Plan Check for Traffic Control on Arterials/Intersections is estimated on \$270.00 (3 hrs) per sheet. There will be additional deposits required after the third review and each plan revision after approval of the plans by the City Engineer.

**3. Publications:**

- a. Public Works Standard Conditions of Approval for Vesting Tentative and Tentative Subdivision Maps .....\$3.00/book
- b. Standard Plans for Water Facilities .....\$3.00/book
- c. Standard Plans for Sewer Facilities .....\$3.00/book
- d. Design Criteria for Sewer Facilities .....\$3.00/book
- e. Standard Plans for Streets .....\$3.00/book
- f. Grading and Stormwater Pollution Prevention Implementation Manual.....\$5.00/book
- g. 5-Year Capital Improvement Program.....\$8.00/book
4. Special Events Fees:
  - a. Power Turn On for Special Events (each location) ..... \$30.00
  - b. Pier Restroom Cleaning (each occurrence) ..... \$50.00
  - c. Building Facility Cleaning (each occurrence) ..... \$50.00
  - d. Street Sweeping (after Special Events 2 hr/minimum) ..... \$150.00
5. Newsracks:
  - a. Newsrack Permit Fee – Non-Lottery Locations..... \$71.00
  - b. Newsrack Permit Fee – Lottery Locations..... \$110.00
  - c. Newsrack Summarily Impound Fee ..... \$120.00
  - d. Newsrack Non-Summarily Impound Fee..... \$61.00
  - e. Newsrack Non-Summarily Impound Fee after Required ..... \$100.00

**SECTION 6. RECREATION FEES**

**A. Community Center Facilities**

Resident groups shall be those groups with at least 60% of their active membership residing within the City of Seal Beach. Resident groups have preference over non-resident groups. Youth resident groups shall be those groups with at least 60% of their active membership residing within the City of Seal Beach or having students attending a school within the Los Alamitos Unified School District system. Youth groups are also defined as being groups with all persons being age 18 and under. The following group categories are listed in order of priority use.



Resolution Number 6272

1. Resident meetings of civic or service organizations..... \$100.00  
annual cleaning fee
2. Resident activities:
  - a. Large Room Fee ..... \$ 30.00 per hour
  - b. Small Room Fee ..... \$20.00 per hour
  - c. Cleaning Fee..... \$50.00 to 150.00 based on usage
  - d. Staff Fee ..... \$15.00 per hour per staff person
  - e. Security Deposit..... \$250.00 or \$500.00
3. Non-resident activities:
  - a. Large Room Fee ..... \$50.00 per hour
  - b. Small Room Fee ..... \$35.00 per hour
  - c. Cleaning fee..... \$50.00 to 150.00 based on usage
  - d. Staff Fee ..... \$15.00 per hour per staff person
  - e. Security Deposit..... \$250.00 or \$500.00
4. Commercial or profit-making activities:
  - a. Large Room Fee ..... \$100.00 per hour
  - b. Small Room Fee ..... \$50.00 per hour
  - c. Cleaning fee..... \$150.00
  - d. Staff Fee ..... \$15.00 per hour per staff person
  - e. Security Deposit..... \$250.00 or \$500.00
5. Alcoholic beverages served at non-city functions ..... \$30.00 per hour
6. Liability /special event insurance..... proof of certificate of insurance with  
City additionally insured

**NOTE:** Rentals of more than 75 people or having alcohol present require two staff members be present and a security deposit of \$500.00. Rentals with less than 75 people and without alcohol require a security deposit of \$250.00.

**B. Rental Fees - Senior Center and Fire Station 48 Community Room**

To qualify for use of the Senior Center facility on a regular reservation basis, a group must have 60% of its membership age 62 years or older. Resident groups shall be those groups having at least 60% of their active membership residing within the City of Seal Beach. Resident groups have preference over non-resident groups. Any requests for waiver of fees by a group will require City Council approval. The following group categories are listed in order of priority use.

1. Recreation sponsored or co-sponsored activities/meeting....No rental fee
  - a. Key Deposit..... \$100.00
2. Resident non-fundraising activities of civic or service organizations
  - a. Annual cleaning fee ..... \$100.00
  - b. Key Deposit..... \$100.00
3. Resident fundraising activities of civic or service organizations
  - a. Per hour ..... \$25.00
  - b. Cleaning fee..... \$50.00 to \$150.00 based on usage
  - c. Key Deposit..... \$100.00
4. Non-resident non-fundraising activities of civic or service organizations:
  - a. Per hour ..... \$45.00
  - b. Cleaning fee..... \$50.00 to \$150.00 based on usage
  - c. Key Deposit..... \$100.00
5. Non-resident fundraising activities of civic or service organizations:
  - a. Per hour ..... \$50.00
  - b. Cleaning fee..... \$50.00 to \$150.00 based on usage
  - c. Key Deposit..... \$100.00
6. Alcoholic beverages served at non-city functions ..... \$30.00 additional
7. Liability/special event insurance..... proof of certificate of insurance  
with City additionally insured

**C. Swimming Pool Fees**

Resident groups shall be those groups having at least 60% of their active membership residing within the City of Seal Beach. Resident groups have preference over non-resident groups. The following group categories are listed in order of priority use.



1. Recreation and Family Swim Summer Pass... \$50.00 per family  
(valid for the summer purchased)
2. Adult Lap Swim
  - a. Daily Fee..... \$3.00 per person per session
  - b. 16 Swim Pass ..... \$40.00 per pass
  - c. 34 Swim Pass ..... \$80.00
  - d. Annual Swim Pass ..... \$200.00
  - e. Lost Pass Replacement ..... \$5.00 per lost pass
3. Swim Instruction:
  - a. Resident fees ..... \$40.00
  - b. Non-resident fee ..... \$60.00
  - c. Competitive Instruction Pool Use ..... \$25.00 per hour
4. Weekend Pool Party Rentals - two hour supervised pool parties at the following rental rates
  - a. Resident rental - 20 participants or less ..... \$150.00  
An additional \$15.00 per hour is charged  
for parties with over 20 swimmers
  - b. Non-resident rental - 20 participants or less ..... \$180.00  
An additional \$15.00 per hour is charged  
for parties with over 20 swimmers
5. Liability/special event insurance..... proof of certificate of insurance  
with City additionally insured

#### D. Recreation Program Fees

The Recreation and Community Services Director shall establish fees for the various recreation programs. These fees shall be based on type of program, number of participants and instructors, officials, etc., required in the program and shall be based on full cost recovery where feasible, including cost of administrative services.

#### E. Fees for Use of Municipal Athletic Facilities

The following rates shall be in effect for all reservations made through the Recreation Office. Youth Resident Groups are defined as a group having 60% of its membership residing in Seal Beach or having a student attending a Los Alamitos Unified School District. Youth Resident Groups are defined as persons age 18 and under. The following group categories are listed in order of priority use.

1. All community parks, no use of lights:
  - a. Youth resident groups with non-profit status ..... \$5.00 per hour
  - b. Youth non-resident groups ..... \$20.00 per hour
  - c. Adult resident groups ..... \$20.00 per hour
  - d. Adult non-resident groups ..... \$40.00 per hour
  - e. Business Use ..... \$80.00 per hour
2. All Community Parks, including use of Lights:
  - a. Youth resident groups with non-profit status ..... \$30.00 per hour
  - b. Youth non-resident groups ..... \$40.00 per hour
  - c. Adult resident groups ..... \$50.00 per hour
  - d. Adult non-resident groups ..... \$60.00 per hour
  - e. Business Use ..... \$100.00 per hour
3. Maintenance of Zoeter ball diamond ..... \$40.00 a day per field
4. Rental of Bases ..... \$25.00 per day - \$125.00 minimum deposit
5. Gymnasium
  - a. Youth resident groups with non-profit status ..... \$15.00 per hour
  - b. Youth non-resident groups with non-profit status ..... \$25.00 per hour
  - c. Youth resident groups for private use ..... \$25.00 per hour
  - d. Adult resident groups ..... \$35.00 per hour
  - e. Adult non-resident groups ..... \$50.00 per hour
  - f. Business Use ..... \$60.00 per hour

6. Heather and Marina Tennis Courts:
  - a. Youth resident groups ..... \$15.00 per hour
  - b. Youth non-resident groups ..... \$20.00 per hour
  - c. Adult resident groups ..... \$30.00 per hour
  - d. Adult non-resident groups ..... \$35.00 per hour
7. Liability/special event insurance ..... Actual cost  
 ..... proof of certificate of insurance with City additionally insured

#### F. Edison Community Garden Fees

To qualify for the use of an Edison Garden one must be able to prove that they are a resident in the City of Seal Beach. If a gardener moves out of the City of Seal Beach, they must relinquish their plot by February 16th. Rental of a garden plot is for one calendar year. Applications must be returned with payment to the Recreation and Community Services office prior to January 16th of each year in order to be renewed. After the renewal deadline, any remaining plots will be assigned to those on the waiting list.

1. Rental of Garden Plot ..... \$30.00 per year per plot
2. Rental of Garden Plot prior to June 2012 ..... \$20.00 per year per plot

#### G. Tennis Center Fees/Rates

The City of Seal Beach Tennis Center provides a wide range of amenities which include a pro shop, fitness center, locker rooms, and the following services:

1. Single membership ..... \$95.00 per month / \$1,045.00 annually
2. Couple membership ..... \$115.00 per month / \$1,265.00 annually
3. Family membership ..... \$125.00 per month / \$1,375.00 annually
4. Junior membership ..... \$50.00 per month / \$550.00 annually  
 with a \$125.00 one-time administration fee
5. Fitness membership ..... \$20.00 per month / \$220.00 annually  
 with a \$50.00 one-time administration fee
6. Guest fee with member ..... \$10.00 (once per month)
7. Guest fee during general public hours ..... \$7.00 per day
8. Court fee ..... \$10.00 per hour per court  
 during the hours of 12:00 p.m. to 5:00 p.m.
9. Court fee ..... \$12.00 per hour per court  
 during the hours of 5:00 p.m. to 9:30 p.m.
10. Ball machine ..... \$16.00 per hour  
 ..... \$8.00 per hour for members

**NOTE:** Seal Beach residents save \$2.00 per hour per court and Junior rates are \$5.00 per hour per court (17 years and under) - adult rates apply if junior and adult play together. (Please note that special event charges are imposed by the management and are not governed in this fee resolution.)

#### H. Special Activity Request Application Fees

All Special Activity Request Applications shall be accompanied with the appropriate application fee deposit as set forth below. The application fee shall be the full cost of all appropriate department review and approval. A reconciliation form shall be provided to the applicant with an invoice for additional payment or a refund of excess deposit, and all appropriate funds due to City or applicant shall be cleared before a Special Activity Request Permit is issued.

1. Weddings and wedding receptions, memorial services, and other group activities involving 25 persons or more (including City Hall Courtyard and public beach) – outdoor ceremonies are subject to City scheduling:
  - a. Resident - 1 to 2 hours ..... \$100.00
  - b. Resident - 2 to 4 hours ..... \$250.00
  - c. Non-resident - 1 to 2 hours ..... \$200.00
  - d. Non-resident - 2 to 4 hours ..... \$350.00
2. Banner Placement Activities ..... Actual costs plus \$100.00 deposit

3. Booth space for special events sponsored by the Recreation Department:
  - a. Non-Profit Group ..... \$50.00
  - b. For-Profit Group ..... \$100.00

**NOTE:** Application fees for certain charitable events, banner placement requests, etc. may be waived upon determination by Recreation and Community Services Director or designee.

#### **SECTION 7. FILMING CHARGES & FEES**

##### **A. Commercial Still Photography:**

1. Annual permit application fee ..... \$50.00
2. Business license ..... \$207.00
3. Location fee - general ..... \$100.00 per day

##### **B. Motion Picture Including Video:**

1. Permit application fee ..... \$150.00
2. Expedited film permit ..... \$300.00
3. Business license ..... \$207.00
4. Location fee - general ..... \$400.00 per day

##### **C. Use of City Property – In addition to general location fee:**

1. Beach, Pier and Park Area ..... \$300.00 per day
2. Lifeguard Station - interior ..... \$200.00 per day
3. City Hall ..... \$200.00 per day

**NOTE:** Use of other city property will be charged per fees identified elsewhere in this Resolution or by determination of the City Manager's Office.

##### **D. Use of Personnel**

1. City Personnel ..... Reimburse at burdened rate

##### **E. Use of City Equipment and Vehicle ..... Market rental rates**

##### **F. Use of City Parking Lots:**

1. Winter period (September 16 thru May 14) ..... \$12.00 per space
2. Summer period (May 15 thru September 15) ..... \$18.00 per space

**NOTE:** Use and fees for beach parking lots subject to arrangements through Ampco Parking

#### **SECTION 8. WATER USE/BILLING FEES**

##### **A. Water Turn-On (new customers) ..... \$21.00**

##### **B. Late Payment: Penalty for water bills paid after 35 days 10% of total water bill**

##### **C. Water Turn-On**

1. Turned off for non-payment of bill) ..... \$77.00 per hour
2. Turn on fee (after 5:00 pm) ..... \$150.00

##### **D. Water Turn-On After Hours – Emergency Call ..... \$250.00 minimum plus time and materials will be charged (Section 5.1 – fees for call-outs)**

**NOTE:** After a customer's door is tagged more than two times for failure to pay water bill, a \$30.00 fee will be added to the customer's water bill for each time door is tagged.

#### **SECTION 9. UNSPECIFIED FEES**

Whenever fees are charged for services provided by the City and no method for the calculation is specified through this Resolution, other City Council resolutions, the Code of the City of Seal Beach, or other state or federal rulings, the fees shall be the actual cost, including the proportionate part of the salaries, wages or other

compensation of any deputy or employee, material and equipment costs and the cost of overhead at 33.12% of the total.

#### **SECTION 10. FINGERPRINT FEES**

The charge for taking fingerprints is \$78.00. This fee covers the cost of what the Department of Justice charges for processing the fingerprints.

#### **SECTION 11. BUSINESS LICENSE TAX & PERMITS**

**NOTE:** Per the City Municipal Code section 5.10.030 the business license tax amount for all businesses other than those based on gross receipt taxes, shall be adjusted annually on July 1st of each year in accordance with the increase in the Consumer Price Index.

**A. Business license tax (Base Tax) for all businesses except the businesses listed below is \$212.00:**

1. Advertising services, amusement parks, entertainment cafes, live or stuffed animal, fish and reptile shows; Commission merchants or brokers; tattooing business license tax is..... \$423.00
2. Aircraft for hire ..... \$212.00 for one aircraft;  
and \$41.00 for each additional aircraft
3. Beach umbrella and equipment rental stand, for first stand or place..... \$212.00 for each additional stand or place ..... \$41.00
4. Billiards and bowling alleys ..... \$212.00  
and \$20.00/unit (alley or table) if more than 10 units
5. Boat rental for each boat less than 25 ft. in length..... \$212.00  
plus \$17.00 per foot for each boat exceeding 25 ft. in length
6. Bottled water sales, excluding eating establishment, confectionery stores or similar businesses for the first delivery vehicle ..... \$212.00  
and \$51.00 for each additional delivery vehicle
7. Boxing matches (professional contest or exhibition) ..... \$2,116.00
8. Carnivals and fairs, excluding those operated by nonprofit organizations for charitable purposes ..... \$12.00 per day per each game, exhibition, show, recreational device, or booth including concession.
9. Circus..... \$1,482.00 for the first day and \$846.00 for each day thereafter
10. Fortune telling, physic reading for first year of operation ..... \$1589.00  
and \$1,059.00 for each year thereafter
11. Grocery bus ..... \$2,118.00
12. Herb doctors ..... \$318.00 plus \$41.00 for each additional partner
13. Milk distribution ..... \$212.00 for first delivery vehicle  
and \$20.00 for each additional delivery vehicle
14. Money lenders ..... \$318.00
15. Motion picture, production or photoplay filming ..... \$10.00 per day;  
except persons with a fixed place of business in the City;  
If fixed place of business is in the City, the tax rate is ..... \$318.00
16. Peddlers and itinerant vendors:
  - a. For sale of foodstuffs..... \$212.00  
which includes the use of one vehicle, plus ..... \$123.00  
for each additional vehicle
  - b. For sale of medicine..... \$1,269.00
  - c. All others, unless otherwise required to be licensed ..... \$212.00  
which includes the use of one vehicle plus ..... \$212.00  
for each additional vehicle
17. Sanitariums, including rest home, convalescent home or home for the aged which provide care for more than 3 persons at one time..... \$212.00  
plus \$4.00 for each patient in excess of 3, based on the average number of patients per day, computed monthly.
18. Selling club plans, including sale of membership in any club or cooperative association and sale of discount coupon books..... \$847.00
19. Soliciting, canvassing or taking orders for goods or advertising, excluding representatives of an established or fixed place of business in

- the City who submits an affidavit to the collector not less than 48 hours before such solicitation is ..... \$423.00 plus \$20.00 per day
20. Vehicles for hire:
    - a. Seating less than 16 people ..... \$212.00 per vehicle
    - b. Seating more than 16 people ..... \$453.00 per vehicle
    - c. Designed or used primarily for transportation of property where available for lease or rental without the driver ..... \$106.00 for the first vehicle plus \$41.00 for each additional vehicle
    - d. Ambulances or invalid coaches ..... \$106.00 for first vehicle plus \$41.00 for each additional vehicle
    - e. Motor scooters ..... \$212.00 for first scooter and \$8.00 for each additional scooter in excess of 5 scooters
  21. New and used car sales, a license which also authorizes the holder to repair such vehicles and sell motor vehicle parts and accessories ..... \$318.00
  22. Vending machines:
    - a. Merchandise dispensing ..... \$41.00 per machine
    - b. Jukebox, amusement, electronic games and pinball machines ..... \$61.00 per machine
    - c. Photographic and voice recording machine ..... \$212.00 plus \$40.00 for each additional machine after the first 5 machines
  23. Wrestling ..... \$1,269.00
  24. Country Club golf courses ..... \$0.41 per \$1,000 of total gross receipts
  25. Manufacturing, including every person, firm, corporation, firm or partnership, manufacturing, processing, fabricating, designing, engineering and product, commodity, airplane, ship, selling any such product at wholesale or to jobbers, or selling any such product at retail, or selling any such product at retail, or selling any such product at both wholesale and at retail, or any and every person contracting for or agreeing to manufacture, process, fabricate, design or engineer product, commodity, airplane, ship, machine, vehicle, instrumentality, tool or other thing for fee, charge, valuable consideration or otherwise agreed upon sum of money ..... \$0.41 per \$1,000 of total gross receipts

**Senior Citizen exception:** All persons 62 and over engaged in any home occupation shall pay an annual flat rate tax of \$57.00, provided that the annual income derived from such home occupation does not exceed \$10,000.00 in any calendar year. In order to qualify for this reduced rate, licensees shall submit a copy of his or her most recent tax return to substantiate that the annual income derived from the home occupation does not exceed \$10,000.00 per year.

26. Massage permit establishment permit ..... \$105.00
27. Massage Technician permit ..... \$105.00

## **SECTION 12. LIFEGUARD FEES**

### **A. Junior Lifeguard Program**

1. Resident ..... \$510.00
2. Non-resident ..... \$520.00

## **SECTION 13. ANNUAL ADJUSTMENTS**

The City Council adopted Resolution No. 6249 authorizing an annual adjustment in accordance with the increase in the Consumer Price Index (CPI) for the period from December 2010 to December 2011 and every period hereafter.

## **SECTION 14. STATEMENT OF RESOLUTIONS**


The restatement of this Resolution of existing rates and amounts for previously imposed taxes, fees and charges is for the purpose of administrative convenience and is not intended, and shall not be construed, as the imposition, extension, or increase of any such tax, fee or charge.

**SECTION 15. EFFECTIVE DATE**

This Resolution shall be effective July 1, 2012 except for any agreements, contract contracts, plans and specifications submitted to the City prior to the date of adoption.

PASSED, APPROVED and ADOPTED by the Seal Beach City Council at a regular meeting held on the 25th day of June, 2012 by the following vote:

AYES: Council Members Deaton, Levitt, Miller, Shanks, Shen  
NOES: Council Members None  
ABSENT: Council Members None  
ABSTAIN: Council Members None

  
Mayor

ATTEST:

  
City Clerk

STATE OF CALIFORNIA }  
COUNTY OF ORANGE } SS  
CITY OF SEAL BEACH }

I, Linda Devine, City Clerk of the City of Seal Beach, do hereby certify that the foregoing resolution is the original copy of Resolution Number 6272 on file in the office of the City Clerk, passed, approved, and adopted by the City Council at a regular meeting held on the 25th day of June, 2012.

  
City Clerk